

Clarke & Severn Electronics Ph +612 9482 1944
Email sales@clarke.com.au
www.clarke.com.au
webshop www.cseonline.com.au



RF Components for MRI Applications











- ▶ Wide Selection of Standard Catalog Models
 - ▶ Custom Designs and Special Screening
 - ▶ Support through the Life of Your System

 **Mini-Circuits®**

Selected standard models designed into customer **MRI** systems




Below are just some of Mini-Circuits' standard models that have been successfully designed into customer systems. For information on more models to meet your needs, special screening requirements, and custom designs, contact apps@minicircuits.com

MMIC Amplifiers



Model Number	Package Style	Description	Frequency Range (MHz)	Gain (dB)	Noise Figure (dB)	P1dB (dBm)	OIP3 (dBm)
DVGA2-33APP+		Digital Variable Gain Amplifier	50-3000	19 (31.5 dB Attenuation, 0.5 dB Step)	5.0	16.5	31
HELA-10+		High IP3 Amplifier	5-1000	12	3.5	30	48
GALI-3+		Fixed Current Amplifier	DC-3000	17	3.5	12.5	25
PSA4-5043+		Low Noise Amplifier	50-4000	18.4	0.75	21	21
SAV-541+*		Transistor GaAs, Single Supply	45-6000	23.2	0.5	19.2	33.1
SAV-551+*		Transistor GaAs, Single Supply	45-6000	20.9	0.5	7.5	24.3
SAV-581+*		Transistor GaAs, Single Supply	45-6000	22.3	0.5	19	30.6
TAV-541+		Transistor GaAs, Single Supply	45-6000	23.8	0.5	19.1	33.6
SAV-551+		Transistor GaAs, Single Supply	45-6000	21.3	0.5	17.5	23.5
SAV-581+		Transistor GaAs, Single Supply	45-6000	22.9	0.5	18.3	30.3

*Recommended alternatives for Avago End-Of-Life parts. Contact apps@minicircuits.com for additional information.

Couplers



Model Number	Package Style	Description	Frequency Range (MHz)	Coupling (dB)	Mainline Loss (dB)	Directivity	Power Input Max (W)
DDCH-50-13+		Stripline Dual-Directional Coupler	20-1000	50	0.15	(dBm)	300
SYDC-20-22HP+		Bi-Directional Coupler	3-200	20	0.15	24	30
ADC-10-1R+		Directional Coupler	5-900	10.5	0.8	30	1

Splitters/Combiners

Model Number	Package Style	Description	Frequency Range (MHz)	No. of Ways	Insertion Loss (dB)	Isolation (dB)
LRPS-2-11+		Core and Wire Splitter/Combiner	20-1000	2	0.15	24.5
RPSC-2-63-1+†		Non-Magnetic Splitter/Combiner	63.86	2	3.45	21

†Not a catalog model. Contact apps@minicircuits.com for more information about custom non-magnetic parts.

Transformers

Model Number	Package Style	Description	Frequency Range (MHz)	Impedance Ratio	Insertion Loss (dB)	Return Loss (dB)
TT1.5-1-KK81+		DC Isolated with Secondary Center Tap	0.075-500	1.5:1	3.0	16
ADT1.5-1+		DC isolated with Secondary Center Tap	0.5-650	1.5:1	3.0	17