


M300 Connectors

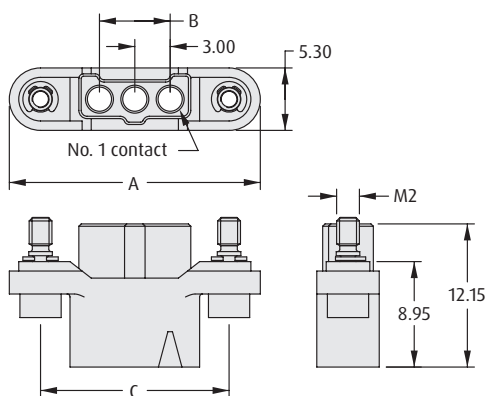
Female Cable Connector Housings

- ❖ 3 polarizing points on each housing to prevent mis-mating.
- ❖ Features potting wall for extra security.
- ❖ No. 1 position identified on housing.
- ❖ Scoop-proof contacts.
- ❖ 10A current capacity, resists high vibration and shock.
- ❖ Withstands extremes of temperature: -65°C to +175°C.

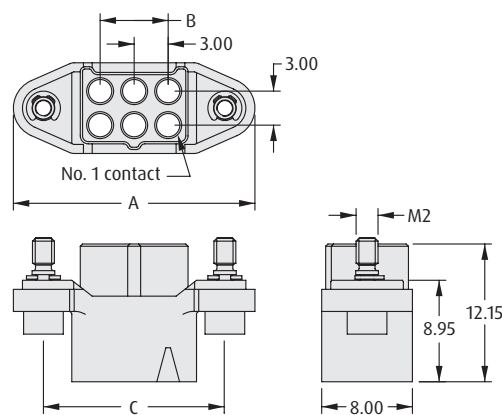


M300

SINGLE ROW



DOUBLE ROW



CALCULATION

A	$B + 15.3$
B	$3 \times (\text{No. of contacts per row} - 1)$
C	$B + 10$

TOOLS

Recommended Crimp Tool - M22520/2-01
Positioner - Z80-058
Contact Insertion/Removal Tool - Z300-902

- ❖ Female contacts shown on following pages.
- ❖ Instruction sheets available at www.harwin.com/instructions.

HOW TO ORDER

M300 - 22X XX 96 F2

SERIES CODE

TYPE

224	Double Row
225	Single Row

TOTAL NO. OF CONTACTS

03	Single Row
06, 10	Double Row

FIXING

F2	Hex Socket Jackscrew
-----------	----------------------

FINISH

96	Housing
-----------	---------

All dimensions in mm.

M300 Connectors

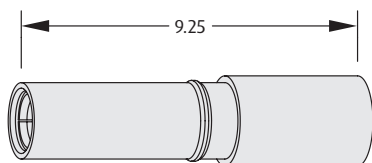
Female Cable Connector Contacts

- ❖ 4-finger Beryllium Copper contact.
- ❖ Crimp barrel meets all crimp guidelines and standards.
- ❖ 10A current capacity, resists high vibration and shock.
- ❖ Withstands extremes of temperature: -65°C to +175°C.

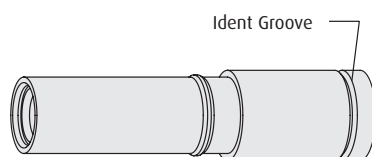


CONTACTS

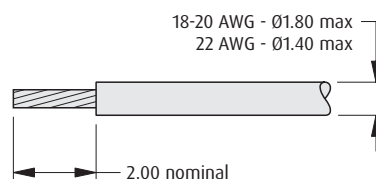
18-20 AWG



22 AWG



WIRE STRIPPING DETAILS



TOOLS

Recommended Crimp Tool - M22520/2-01
Positioner - Z80-058
Contact Insertion/Removal Tool - Z300-902

- ❖ Female crimp housings shown on previous page.
- ❖ Instruction sheets available at www.harwin.com/instructions.

HOW TO ORDER

M300 - 00X 00 45

SERIES CODE

TYPE

001	18-20 AWG crimp contact
002	22 AWG crimp contact

FINISH


45	Gold
-----------	------

All dimensions in mm.

M300 Connectors

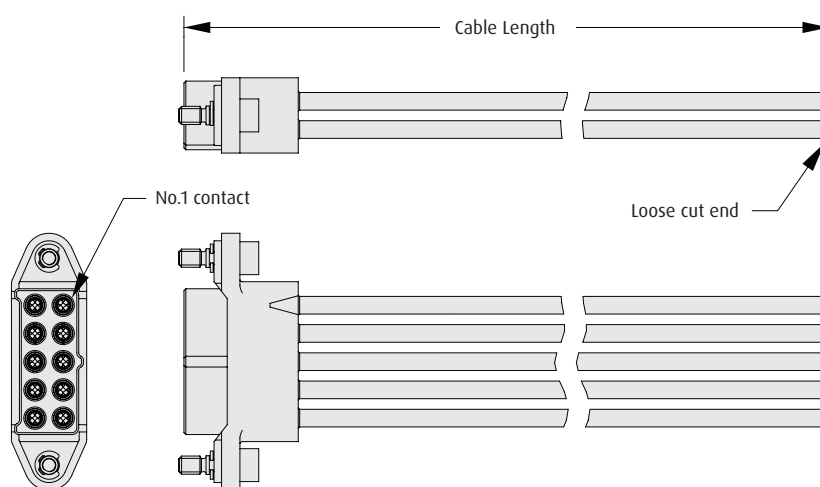
Female Cable Assemblies

- ❑ 4-finger Beryllium Copper contact.
- ❑ No. 1 position identified on housing.
- ❑ 10A current capacity, resists high vibration and shock.
- ❑ Back potted for added strain relief.



M300

FEMALE



HOW TO ORDER

M300 - F C X XX 05 F2 - XXXX L

SERIES CODE

GENDER - FIRST END

F Female

CABLE SIZE

1	18 AWG, for Double Row
2	20 AWG, for Double Row
3	22 AWG, for Double Row
5	18 AWG, for Single Row
6	20 AWG, for Single Row
7	22 AWG, for Single Row

TERMINATION - SECOND END

L Loose cut end

CABLE LENGTH

0150	150mm
0300	300mm
0450	450mm

FIXING

F2 Hex Socket Jackscrew

TOTAL NO. OF CONTACTS


03	Single Row
06, 10	Double Row

All dimensions in mm.

M300 Connectors

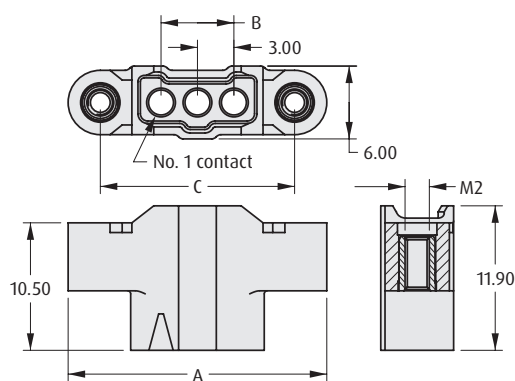
Male Cable Connector Housings

- ❖ Features potting wall for extra security.
- ❖ No. 1 position identified on housing.
- ❖ 3 polarizing points on each housing to prevent mis-mating.
- ❖ 10A current capacity, resists high vibration and shock.
- ❖ Withstands extremes of temperature: -65°C to +175°C.

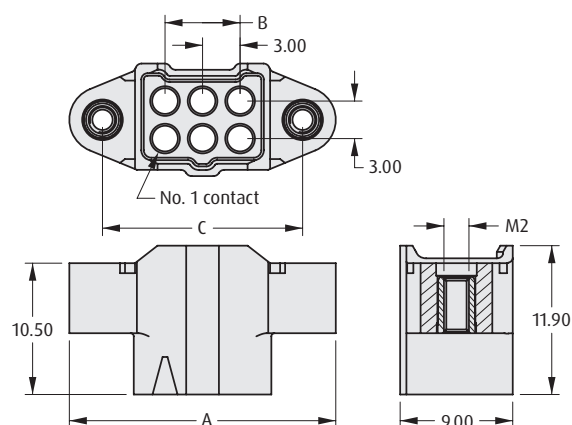


M300

SINGLE ROW



DOUBLE ROW



CALCULATION

A	$B + 15.3$
B	$3 \times (\text{No. of contacts per row} - 1)$
C	$B + 10$

TOOLS

Recommended Crimp Tool – M22520/2-01

Positioner – Z80-058

Contact Insertion/Removal Tool – Z300-902

❖ Male contacts shown on following pages.

❖ Instruction sheets available at www.harwin.com/instructions.

HOW TO ORDER

M300 - 32X XX 96 M1

SERIES CODE

TYPE

324	Double Row
325	Single Row

TOTAL NO. OF CONTACTS

03	Single Row
06, 10	Double Row

TYPE

M1	Jack screw
-----------	------------

FINISH


96	Housing
-----------	---------

All dimensions in mm.

M300 Connectors

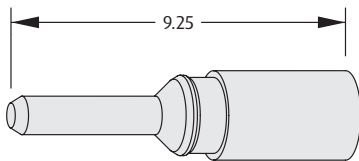
Male Cable Connector Contacts

- ❖ Crimp barrel meets all crimp guidelines and standards.
- ❖ 10A current capacity, resists high vibration and shock.
- ❖ Withstands extremes of temperature: -65°C to +175°C.

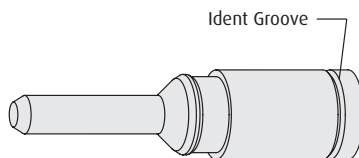


CONTACTS

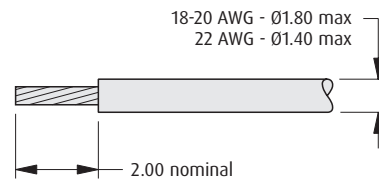
18-20 AWG



22 AWG



WIRE STRIPPING DETAILS



TOOLS

Recommended Crimp Tool - M22520/2-01
Positioner - Z80-058
Contact Insertion/Removal Tool - Z300-902

- ❖ Male crimp housings shown on previous page.
- ❖ Instruction sheets available at www.harwin.com/instructions.

HOW TO ORDER

M300 - 10X 00 45

SERIES CODE

TYPE

101	18-20 AWG crimp contact
102	22 AWG crimp contact

FINISH

45 Gold

All dimensions in mm.

M300 Connectors

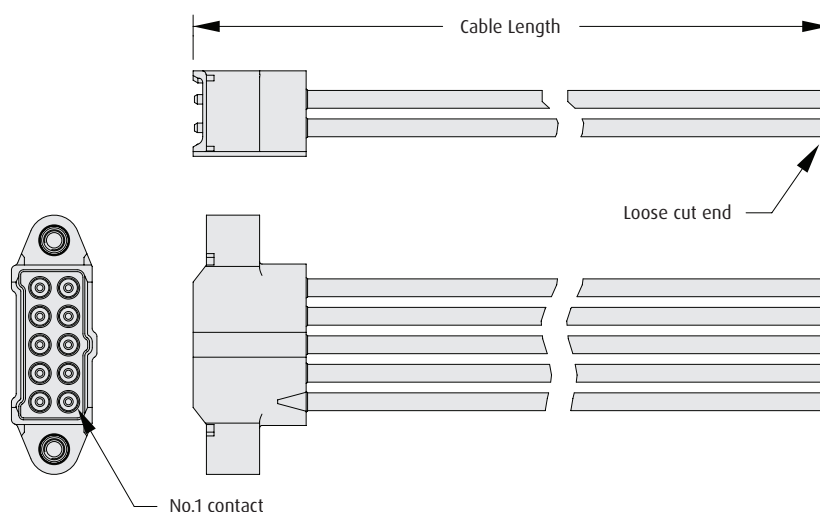
Male Cable Assemblies

- ❖ 4-finger Beryllium Copper contact.
- ❖ No. 1 position identified on housing.
- ❖ 10A current capacity, resists high vibration and shock.
- ❖ Back potted for added strain relief.



M300

MALE



HOW TO ORDER

M300 - M C X XX 05 M1 - XXXX L

SERIES CODE

GENDER - FIRST END

M Male

CABLE SIZE

1	18 AWG, for Double Row
2	20 AWG, for Double Row
3	22 AWG, for Double Row
5	18 AWG, for Single Row
6	20 AWG, for Single Row
7	22 AWG, for Single Row

TERMINATION - SECOND END

L Loose cut end

CABLE LENGTH

0150	150mm
0300	300mm
0450	450mm

FIXING

M1 Jackscrew

TOTAL NO. OF CONTACTS

03	Single Row
06, 10	Double Row

All dimensions in mm.