

MULTI-CON-X® 0.875" [22MM] OD 2-12 CONTACTS



CABLE END - SOCKET
 MATES WITH PANEL MOUNT AND
 CABLE TO CABLE



CABLE END - PIN
 MATES WITH PANEL MOUNT AND
 CABLE TO CABLE



CABLE TO CABLE / INLINE - SOCKET
 MATES WITH CABLE END



PANEL MOUNT - PIN
 MATES WITH CABLE END



PANEL MOUNT - SOCKET
 MATES WITH CABLE END



DUST CAP
 P/N - 4295



MOLDED CABLE END ASSEMBLY



MOLDED CABLE TO CABLE ASSEMBLY



MOLDED RIGHT ANGLE CABLE ASSEMBLY

SPECIFICATIONS

Mechanical Specifications

Life:	300 insertion / withdrawal cycles minimum
Vibration:	Coupling rings have overriding locking feature to prevent loosening or separation of connector
Hex Nut Torque:	10 in-lb tightening torque.
Coupling Locking Style:	Bayonet with ribbed coupling nut (winged coupling nut available) P/N 4482
Backshell Style:	Threaded
Conductor Size:	#12 contacts accepts 12 through 14 AWG #16 contacts accepts 16 through 18 AWG #20 contacts accepts 20 through 24 AWG

Electrical Specifications

Voltage Rating:	600 VAC/DC
Current Rating:	17.0 A – max (See page 107 for Electrical Current Rating Chart)

Environmental Specifications

Operating Temperature Rating:	-40°C to +85°C (-40°F to +185°F)
Salt Atmosphere (Corrosion):	300 Hr salt spray when mated
Weathertight:	IP67 when mated

Material Specifications

Backshell:	Thermoplastic, UL 94HB, Black
Contacts:	Copper Alloy, Gold over Nickel Plate
Coupling Ring:	Thermoplastic, UL 94HB, Black
Gasket:	Elastomer, Black
Grommet / Strain Relief:	Elastomer, Black
Hex Nut:	Thermoplastic, UL 94HB, Black
O-Ring:	Elastomer, Black
Shell:	Thermoplastic, UL 94HB, Black
Optional Dust Cap:	Elastomer, Black

Molded Cable Assemblies

Weathertight:	NEMA 6P, 13: IEC IP67
---------------	-----------------------

Certifications

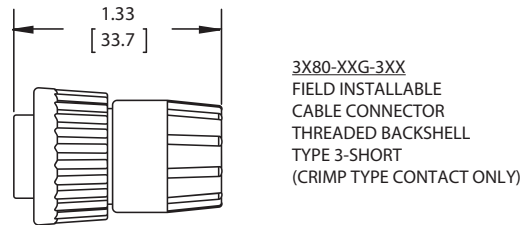
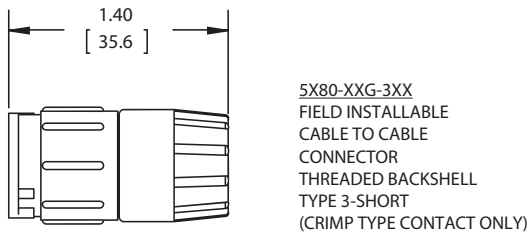
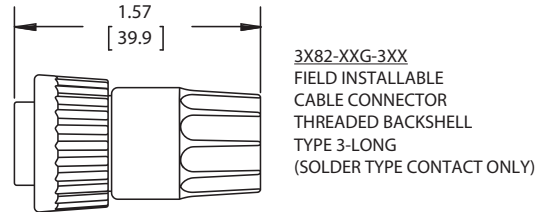
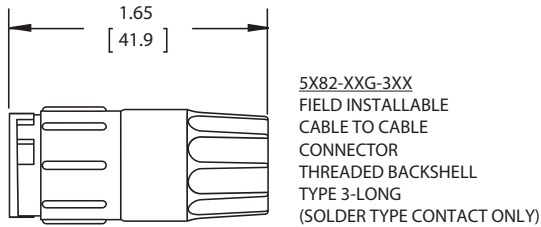
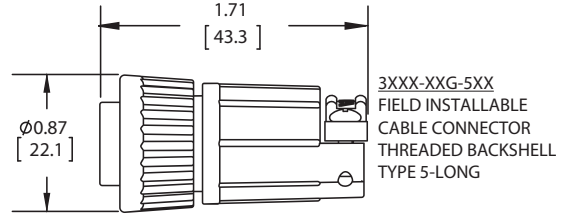
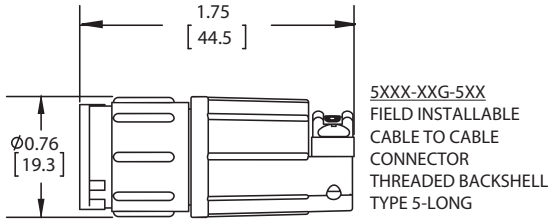
UL File E150822
CSA File 181200
Not for current interruption
RoHS compliant
REACH compliant

Options

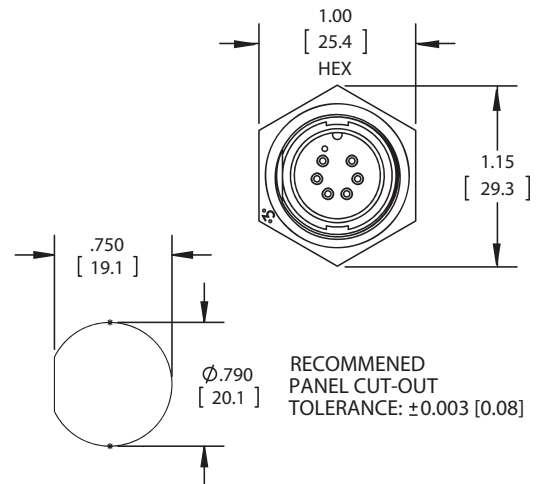
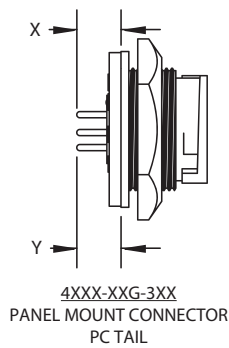
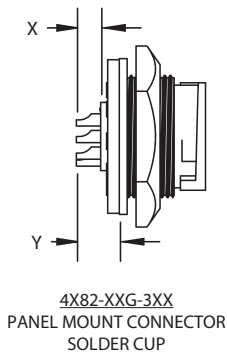
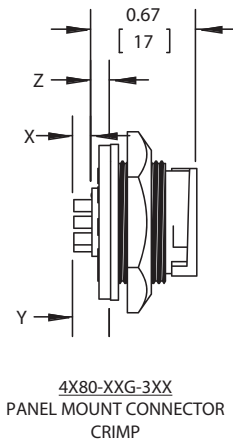
UV Rating:	F1 available
Flame Rating:	UL 94V-0 available

Consult factory for optional colors and materials

FIELD INSTALLABLE KITS




PANEL MOUNT ASSEMBLY KITS



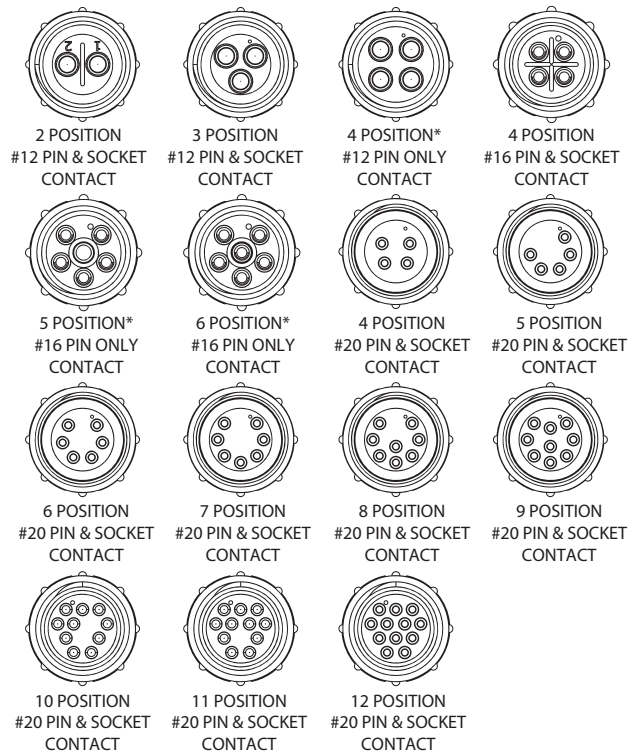
*X, Y, Z - Consult Factory. All dimensions are for reference only. Units shown: in[mm].

PANEL MOUNT / CABLE TO CABLE CONNECTORS

Front View | Wire View




*Available in pin only

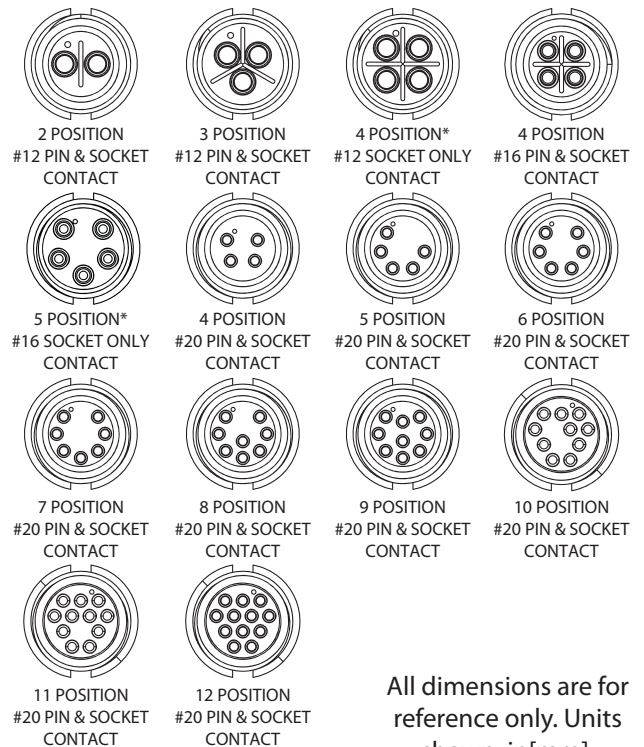


CABLE CONNECTORS

Front View | Wire View

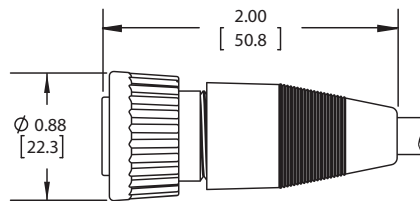


*Available in socket only

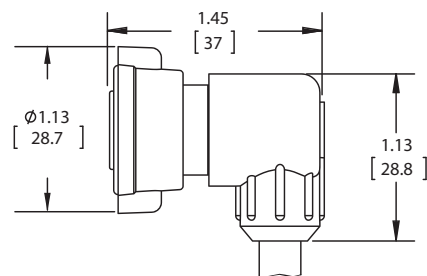


All dimensions are for reference only. Units shown: in[mm].

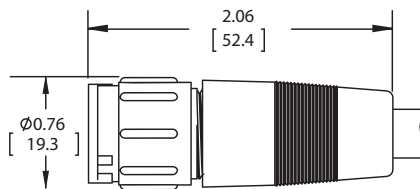
CUSTOM MOLDED CABLE ASSEMBLIES



4XXX-XXG
CUSTOM CABLE CONNECTOR
STRAIGHT OVERMOLDED



4XXX-XXG
CUSTOM CABLE CONNECTOR
RIGHT ANGLE OVERMOLDED



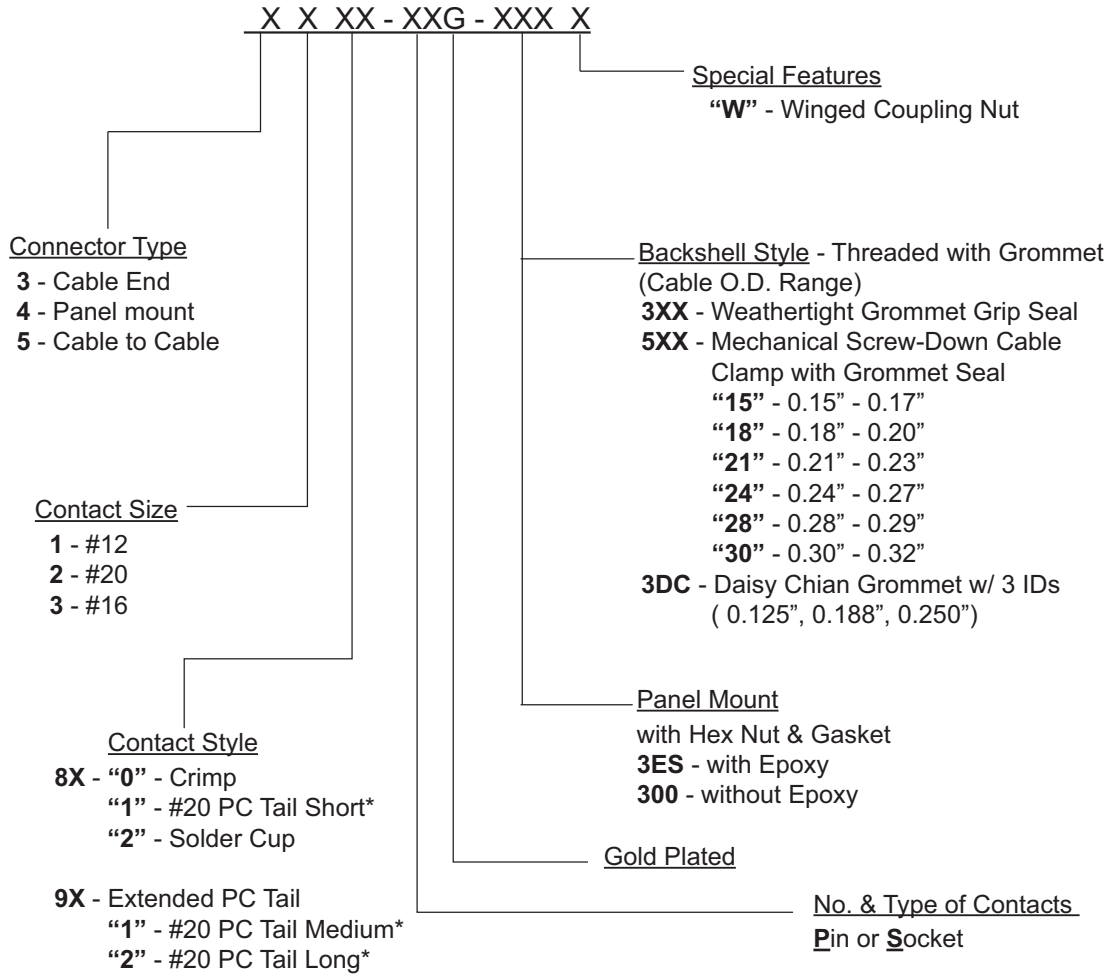
5XXX-XXG
CUSTOM CABLE TO CABLE CONNECTOR
STRAIGHT OVERMOLDED

Note: Multi-Con-X® can be overmolded onto an extended well panel mount. Straight version only.

- Available in: 5#20, 6#20 and 9#20 male
- Available in: 4#20 and 9#20 female

All dimensions are for reference only. Units shown: in[mm].

PART NUMBER TO ORDER



*Consult factory for length and diameter of PC Tail. Additionally, alternative colors and materials are available.