

RJ45 WEATHERTIGHT CONNECTORS

1.44" [37MM] OD



QUICK CONNECT CABLE END
MATES WITH PANEL MOUNT



THREADED CABLE END
MATES WITH PANEL MOUNT



PANEL MOUNT
MATES WITH CABLE END



SHIELDED PANEL MOUNT
MATES WITH CABLE END



REAR VIEW
FEED-THRU TERMINATION



REAR VIEW
STRAIGHT IDC TERMINATION



REAR VIEW-RIGHT ANGLE IDC TERMINATION



MOLDED CABLE ASSEMBLY

SPECIFICATIONS

Manufacturers Identifications

Life:	750 insertion / withdrawal cycles minimum
Vibration:	Mil-Std 202G Method 201A
Hex Nut Torque:	10-12 in-lb
Coupling Locking Style:	Quick Connect (Bayonet)
	Threaded
Backshell Style:	Threaded

Electrical Specifications

Voltage Rating:	1000V DC
Current Rating:	1.5 A
Contact Resistance:	20 mΩ max
Insulation Resistance:	500 MΩ min

Environmental Specifications

Operating Temperature Rating:	-10 °C to +60 °C (+14°F to +140°F)
Insulation Resistance:	Mil-Std 202G Method 302G
Thermal Shock:	Mil-Std 202G Method 107G
Weathertight:	IP67 & IP68, NEMA 250 (6P) (when mated)

Product Ratings:	RJ45 Cable Plug (Category 6):	TIA/EIA 568 C.2
	RJ45 Panel Jack (Category 5e & 6):	TIA/EIA 568 B.2

Material Specifications

Field Installable Plug Assembly:

Sealing Nut, Coupling Ring:	Thermoplastic
Plug Housing, Insert:	Thermoplastic
Sealing Ring:	Elastomer
O-Ring:	Elastomer

RJ45 Plug:

Insulator:	Thermoplastic
Contacts:	Copper Alloy, Gold Plated
Shield (Shielded Option Only):	Copper Alloy, Tin Plated

Panel Housing Jack Assembly:

Panel Housing, Hex Nut:	Thermoplastic
Gasket:	Elastomer

RJ45 Jack:

Housing:	Thermoplastic
Contacts:	Copper Alloy, Gold Plated
Printed Circuit Board (PCB):	FR-4
IDC Contacts:	Copper Alloy, Tin Plated

Molded Cable Assemblies:

Consult factory for molded options

Other

Flame Rating:	UL 94V-0
Recommended Panel Thickness:	1/32" to 3/16" [0.8mm to 4.8mm] - Quick Connect Coupling 1/32" to 5/32" [0.8mm to 3.9mm] - Threaded Coupling

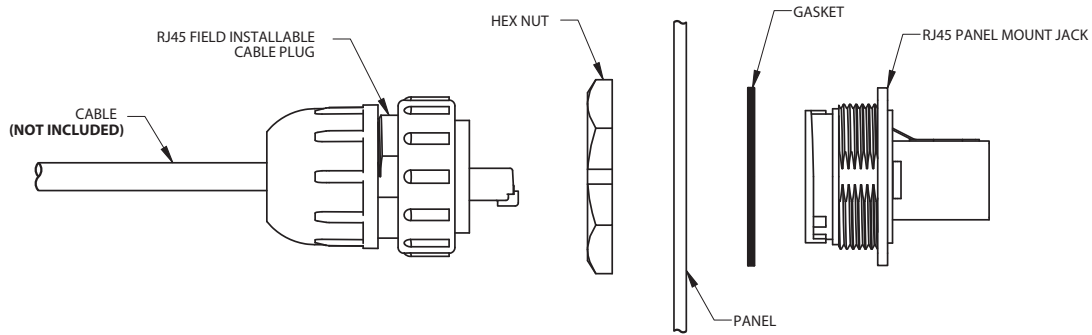
Recommended Cable Type

Conductor Type:	Solid or Stranded Conductors
Outer Cable O.D. Range:	Ø0.190" - Ø0.250" [4.83mm to 6.35mm]
Conductor insulator O.D. Range:	Ø0.037" - Ø0.042" [0.94mm to 1.06mm]

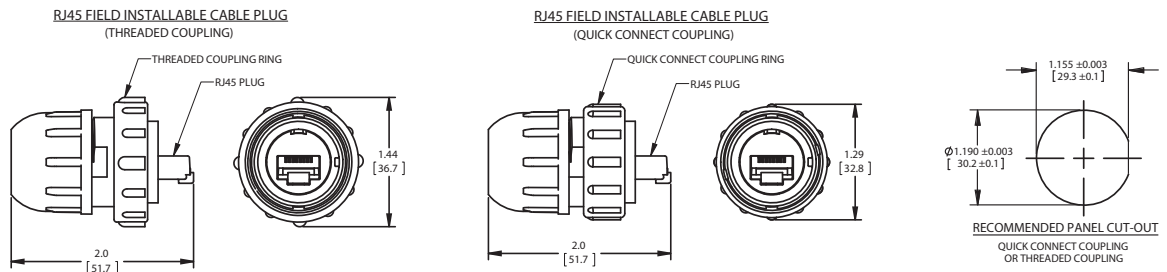
RJ45 WEATHERTIGHT CONNECTORS

1.44" [37mm] OD

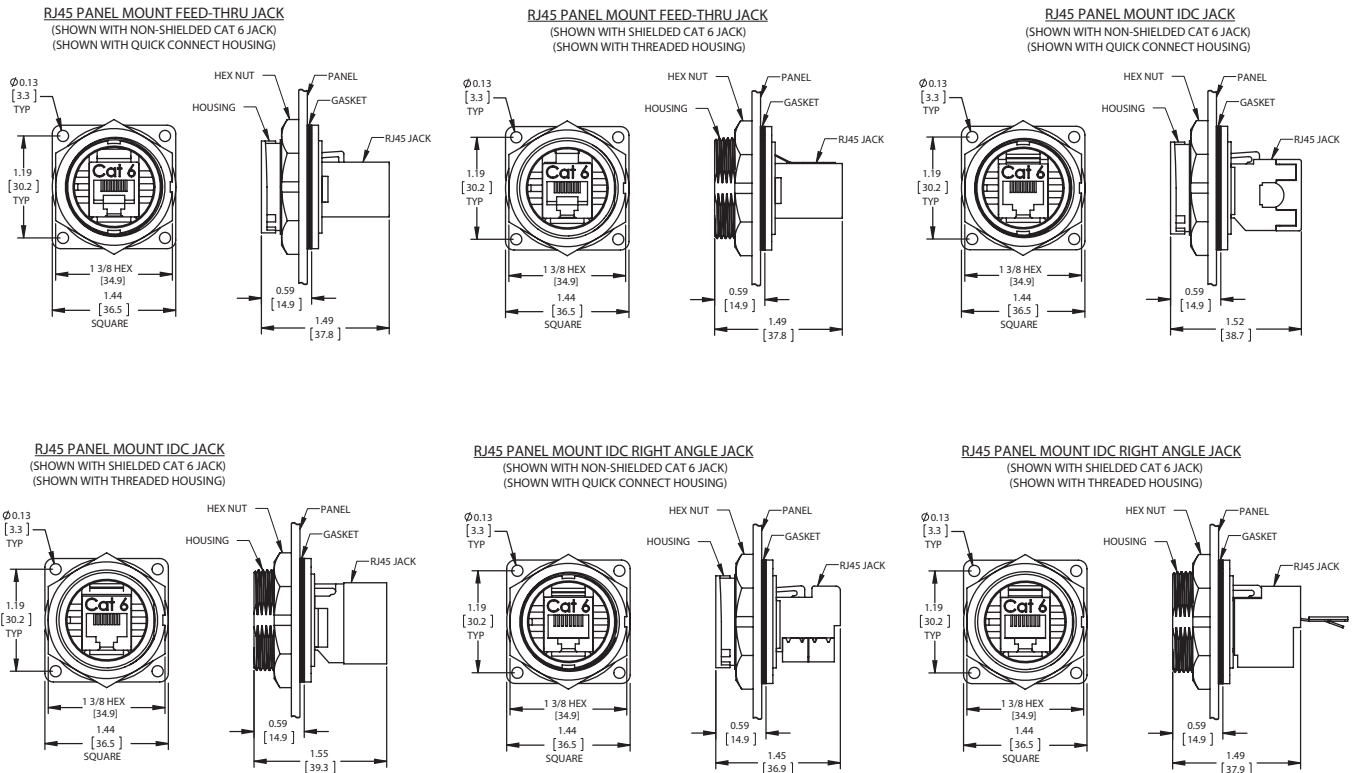
DATA-CON-X®: RJ45 WEATHERTIGHT CONNECTORS



FIELD INSTALLABLE KITS

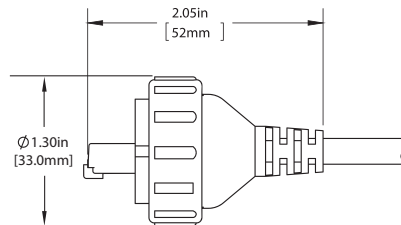


PANEL MOUNT ASSEMBLY KITS

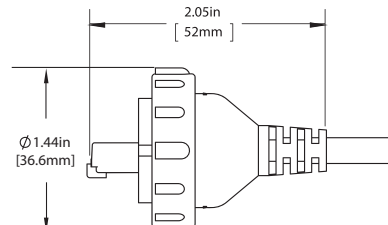


All dimensions are for reference only. Units shown: in/[mm].

CUSTOM MOLDED CABLE ASSEMBLIES



DCM-RJXXB-XXXX
CUSTOM CABLE CONNECTOR
STRAIGHT OVERMOLD
QUICK CONNECT



DCM-RJXXT-XXXX
CUSTOM CABLE CONNECTOR
STRAIGHT OVERMOLD
THREADED CONNECT

PART NUMBER TO ORDER

DCC	-	RJ6	X	X	-	310
RJ45 FIELD INSTALLABLE CABLE PLUG ASSEMBLY		PLUG TYPE	PLUG SHIELDING	COUPLING TYPE		SERIES
DCC		RJ6 = RJ45 CAT 6	BLANK = UNSHIELDED S = SHIELDED	B = QUICK CONNECT T = THREADED		310

DCP	-	XXX	X	X	-	XX
RJ45 FIELD INSTALLABLE PANEL HOUSING ASSEMBLY		JACK TYPE	JACK SHIELDING	COUPLING TYPE		SERIES
DCP		RJ5 = RJ45 CAT 5e RJ6 = RJ45 CAT 6	BLANK = UNSHIELDED S = SHIELDED	B = QUICK CONNECT T = THREADED		F = FEED-THRU (TO SAME CONNECTOR) SD = IDC, STRAIGHT RD = IDC, RIGHT ANGLE

All dimensions are for reference only. Units shown: in[mm].