

# Compact VNA - S5180

## Extended Specifications



COPPER MOUNTAIN™  
TECHNOLOGIES

Clarke & Severn Electronics Ph +612 9482 1944 Email [sales@clarke.com.au](mailto:sales@clarke.com.au) [www.cseonline.com.au](http://www.cseonline.com.au)



- **Frequency range:** 100 kHz - 18 GHz
- **Wide output power adjustment range:** -40 dBm to +10 dBm
- **Dynamic range:** 135 dB (10 Hz IF bandwidth) typ.
- **Measurement time per point:** 30  $\mu$ s per point, min typ.
- Up to **16 logical channels with 16 traces** each max
- **Automation programming** in LabView, Python, MATLAB, .NET, etc.

- **Time domain and gating** conversion included
- **Frequency offset mode**, including vector mixer calibration measurements
- Up to **200,001 measurement points**
- Multiple **precision calibration** methods and automatic calibration

## EXTEND YOUR REACH™

# Specifications<sup>1</sup>



## Measurement Range

Impedance	50 Ohm
Test port connector	type N, female
Number of test ports	2
Frequency range	100 kHz to 18 GHz
Full frequency accuracy	$\pm 5 \cdot 10^{-6}$
Frequency resolution	1 Hz
Number of measurement points	2 to 200,001
Measurement bandwidths (with 1/1.5/2/3/5/7 steps)	1 Hz to 300 kHz
Dynamic range <sup>2</sup>	
100 kHz to 300 kHz	100 dB
300 kHz to 10 MHz	115 dB
10 MHz to 7 GHz	130 dB (135 dB typ.)
7 GHz to 12 GHz	125 dB (130 dB typ.)
12 GHz to 16 GHz	122 dB (125 dB typ.)
16 GHz to 18 GHz	116 dB (120 dB typ.)

[1] All specifications subject to change without notice. [2] The dynamic range is defined as the difference between the specified maximum power level and the specified noise floor. The specification applies at 10 Hz IF bandwidth. © Copper Mountain Technologies - [www.coppermountaintech.com](http://www.coppermountaintech.com) - Rev. 2018Q2

# Specifications<sup>1</sup>

## Measurement Accuracy<sup>3</sup>

Accuracy of transmission measurements <sup>4</sup>	Magnitude / Phase
100 kHz to 300 kHz	
0 dB to +10 dB	±0.2 dB / ±2°
-20 dB to 0 dB	±0.1 dB / ±1°
-40 dB to -20 dB	±0.2 dB / ±2°
-60 dB to -40 dB	±1.0 dB / ±6°
300 kHz to 10 MHz	
0 dB to +10 dB	±0.2 dB / ±2°
-35 dB to 0 dB	±0.1 dB / ±1°
-55 dB to -35 dB	±0.2 dB / ±2°
-75 dB to -55 dB	±1.0 dB / ±6°
10 MHz to 7 GHz	
0 dB to +10 dB	±0.2 dB / ±2°
-50 dB to 0 dB	±0.1 dB / ±1°
-70 dB to -50 dB	±0.2 dB / ±2°
-90 dB to -70 dB	±1.0 dB / ±6°
7 GHz to 16 GHz	
0 dB to +10 dB	±0.2 dB / ±2°
-45 dB to 0 dB	±0.1 dB / ±1°
-65 dB to -45 dB	±0.2 dB / ±2°
-85 dB to -65 dB	±1.0 dB / ±6°
16 GHz to 18 GHz	
0 dB to +5 dB	±0.2 dB / ±2°
-40 dB to 0 dB	±0.1 dB / ±1°
-60 dB to -40 dB	±0.2 dB / ±2°
-80 dB to -60 dB	±1.0 dB / ±6°
Accuracy of reflection measurements <sup>5</sup>	Magnitude / Phase
100 kHz to 10 GHz	
-15 dB to 0 dB	±0.4 dB / ±3°
-25 dB to -15 dB	±1.0 dB / ±6°
-35 dB to -25 dB	±3.0 dB / ±20°
10 GHz to 18.0 GHz	
-15 dB to 0 dB	±0.5 dB / ±4°
-25 dB to -15 dB	±1.5 dB / ±10°
-35 dB to -25 dB	±5.5 dB / ±30°
Trace noise magnitude (IF bandwidth 3 kHz)	
100 kHz to 300 kHz	0.050 dB rms
300 kHz to 9 GHz	0.002 dB rms
9 GHz to 18 GHz	0.004 dB rms
Temperature dependence	
100 kHz to 7 GHz	0.02 dB/°C
7 GHz to 18 GHz	0.04 dB/°C

[1] All specifications subject to change without notice. [3] Reflection and transmission measurement accuracy applies over the temperature range of (73 ± 9) °F or (23 ± 5) °C after 40 minutes of warming-up, with less than 1 °C deviation from the full two-port calibration temperature, at output power of 0 dBm. Frequency points have to be identical for measurement and calibration (no interpolation allowed). [4] Transmission specifications are based on a matched DUT, and IF bandwidth of 10 Hz. [5] Reflection specifications are based on an isolating DUT. © Copper Mountain Technologies - www.coppermountaintech.com - Rev. 2018Q2

# Specifications<sup>1</sup>

## Effective System Data

100 kHz to 10 GHz	
Directivity	46 dB
Source match	40 dB
Load match	46 dB
Reflection tracking	±0.10 dB
Transmission tracking	±0.08 dB
10 GHz to 18 GHz	
Directivity	42 dB
Source match	38 dB
Load match	42 dB
Reflection tracking	±0.10 dB
Transmission tracking	±0.08 dB

## Uncorrected System Performance

100 kHz to 300 kHz	
Directivity	10 dB
Source match	10 dB
Load match	10 dB
300 kHz to 7 GHz	
Directivity	15 dB
Source match	12 dB
Load match	15 dB
7 GHz to 14 GHz	
Directivity	10 dB
Source match	10 dB
Load match	12 dB
14 GHz to 18 GHz	
Directivity	8 dB
Source match	10 dB
Load match	12 dB

## Test Port Output

Power range	
100 kHz to 16 GHz	-40 dBm to +10 dBm
16 GHz to 18 GHz	-40 dBm to +6 dBm
Power accuracy	±1.5 dB
Power resolution	0.05 dB
Harmonic distortion <sup>6</sup>	-15 dBc
Non-harmonic spurious <sup>6</sup>	-20 dBc

# Specifications<sup>1</sup>

## Test Port Input

<b>Noise floor</b>	
100 kHz to 300 kHz	-100 dBm/Hz
300 kHz to 10 MHz	-115 dBm/Hz
10 MHz to 7 GHz	-130 dBm/Hz (135 dBm/Hz typ.)
7 GHz to 12 GHz	-125 dBm/Hz (130 dBm/Hz typ.)
12 GHz to 16 GHz	-122 dBm/Hz (127 dBm/Hz typ.)
16 GHz to 18 GHz	-120 dBm/Hz (125 dBm/Hz typ.)
<b>Damage level</b>	+23 dBm
<b>Damage DC voltage</b>	35 V

## Measurement Speed

<b>Time per point</b>	30 $\mu$ s typ.
<b>Port switchover time</b>	0.2 ms

## Frequency Reference Input

<b>Port</b>	10 MHz Ref In/Out
<b>External reference frequency</b>	10 MHz
<b>Input level</b>	-1 dBm to 5 dBm
<b>Input impedance</b>	50 Ohm
<b>Connector type</b>	BNC, female

## Frequency Reference Output

<b>Port</b>	10 MHz Ref In/Out
<b>Internal reference frequency</b>	10 MHz
<b>Output reference signal level at 50 Ohm impedance</b>	1 dBm to 5 dBm
<b>Connector type</b>	BNC, female

## Trigger Input

<b>Port</b>	Ext Trig In
<b>Input level</b>	
Low threshold voltage	0.5 V
High threshold voltage	2.7 V
<b>Input level range</b>	0 V to + 5 V
<b>Pulse width</b>	$\geq 2 \mu$ s
<b>Polarity</b>	positive or negative
<b>Input impedance</b>	$\geq 10$ kOhm
<b>Connector type</b>	BNC, female

# Specifications<sup>1</sup>

## Trigger Output

Port	Ext Trig Out
Maximum output current	20 mA
Output level	
Low level voltage	0.0 V
High level voltage	3.5 V
Polarity	Positive or negative
Connector type	BNC, female

## System & Power

Operating system	Windows 7 and above
CPU frequency	1.0 GHz
RAM	512 MB
Interface	USB 2.0
Connector type	USB B
Power supply	110-240 V, 50/60 Hz
Power consumption	32 W
Input power	9 V DC to 15 V DC
Input power consumption DC	25 W

## Calibration

Recommended Factory Adjustment Interval	3 Years
---	---------

## Dimensions

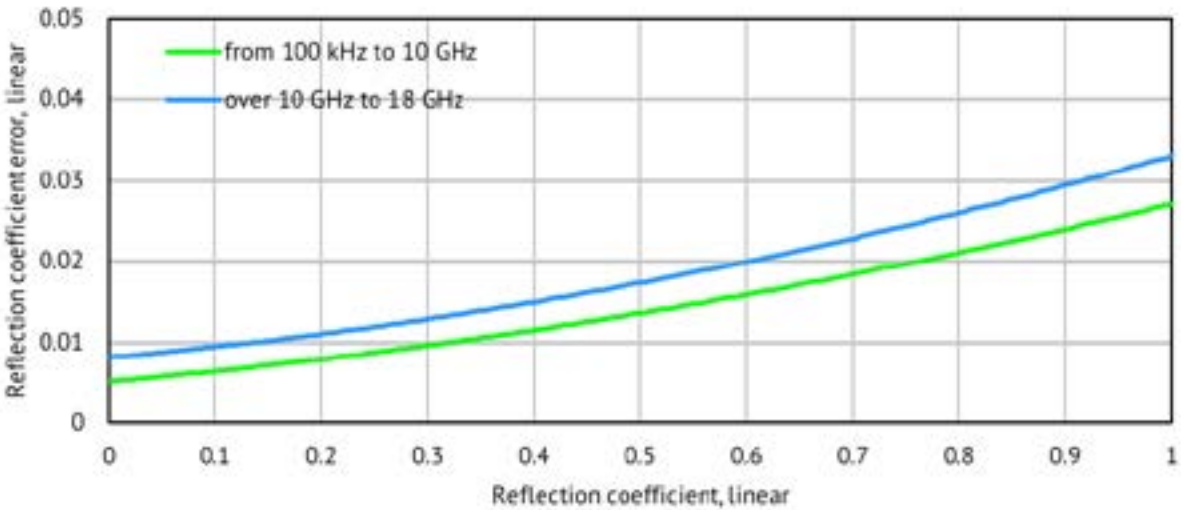
Length	360 mm
Width	200 mm
Height	65 mm
Weight	3.8 kg (134 oz)

## Environmental Specifications

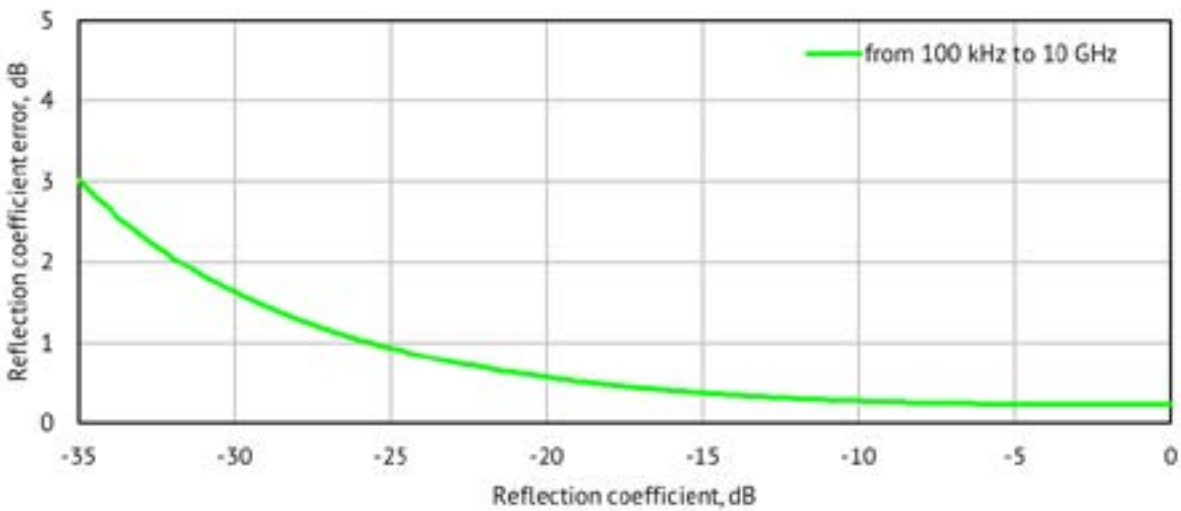
Operating temperature	+5 °C to +40 °C (41 °F to 104 °F)
Storage temperature	-50 °C to +70 °C (-58 °F to 158 °F)
Humidity	90 % at 25 °C (77 °F)
Atmospheric pressure	70.0 kPa to 106.7 kPa

# Reflection Accuracy Plots

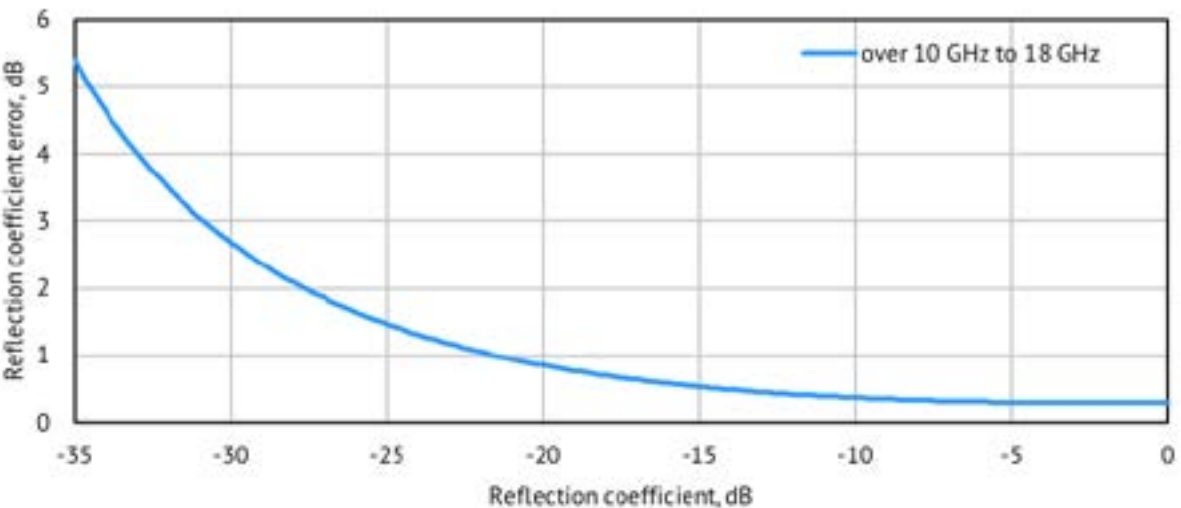
## Reflection Magnitude Errors



Specifications are based on isolating DUT ( $S_{21} = S_{12} = 0$ )



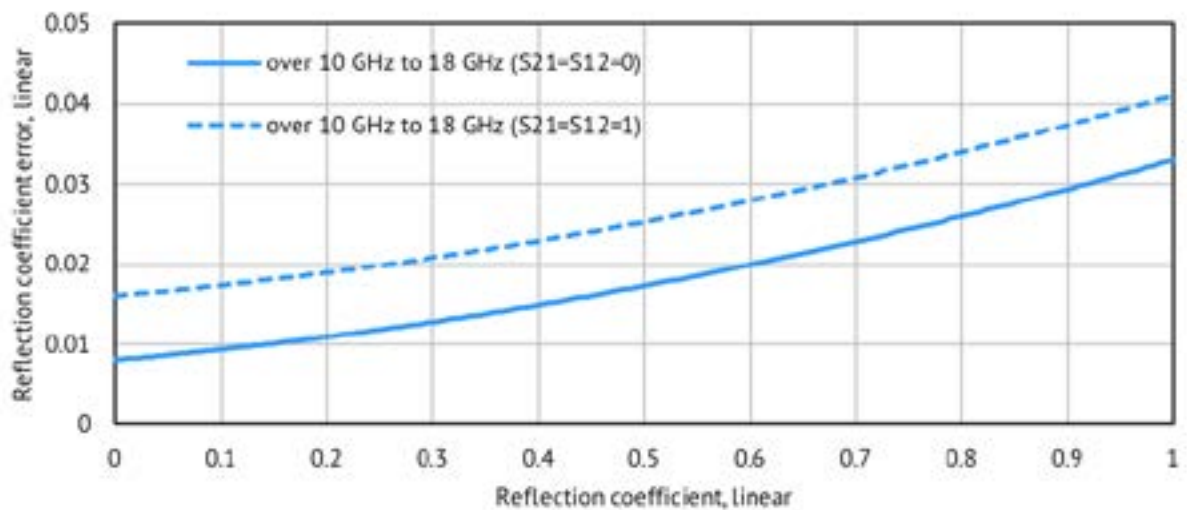
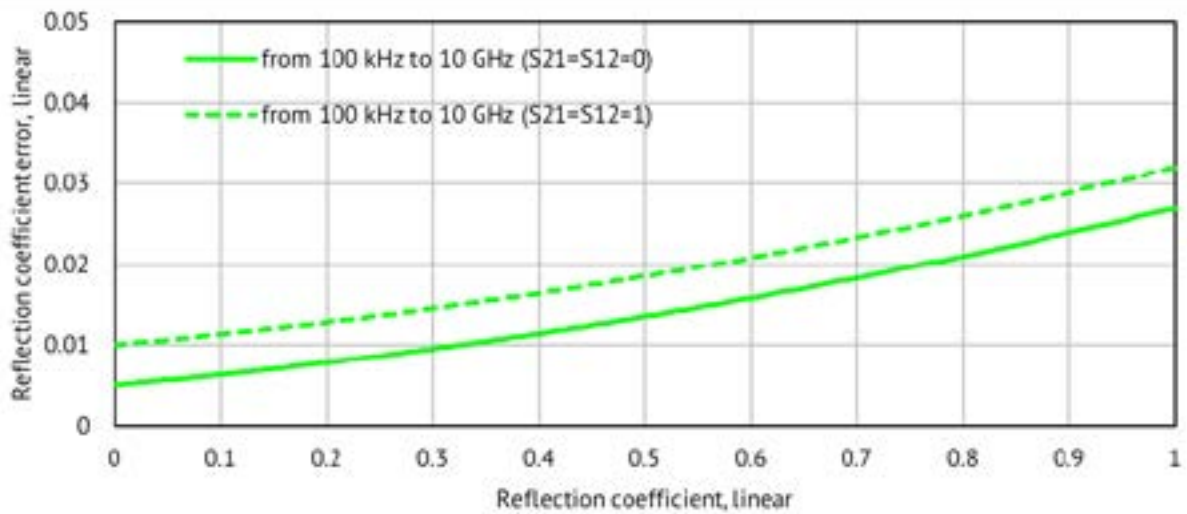
Specifications are based on isolating DUT ( $S_{21} = S_{12} = 0$ )



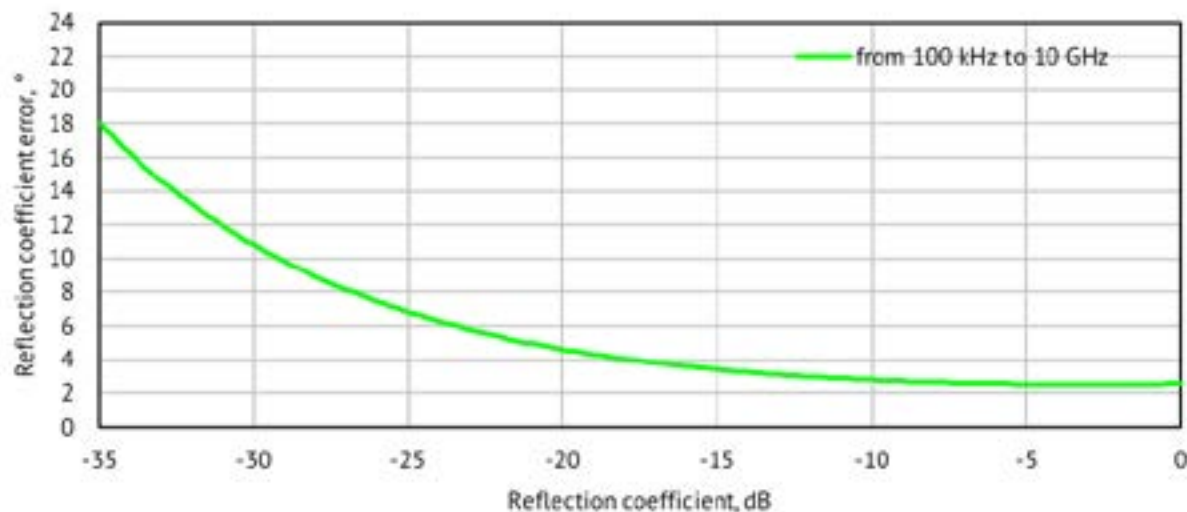
Specifications are based on isolating DUT ( $S_{21} = S_{12} = 0$ )

# Reflection Accuracy Plots

## Reflection Magnitude Errors



## Reflection Phase Errors

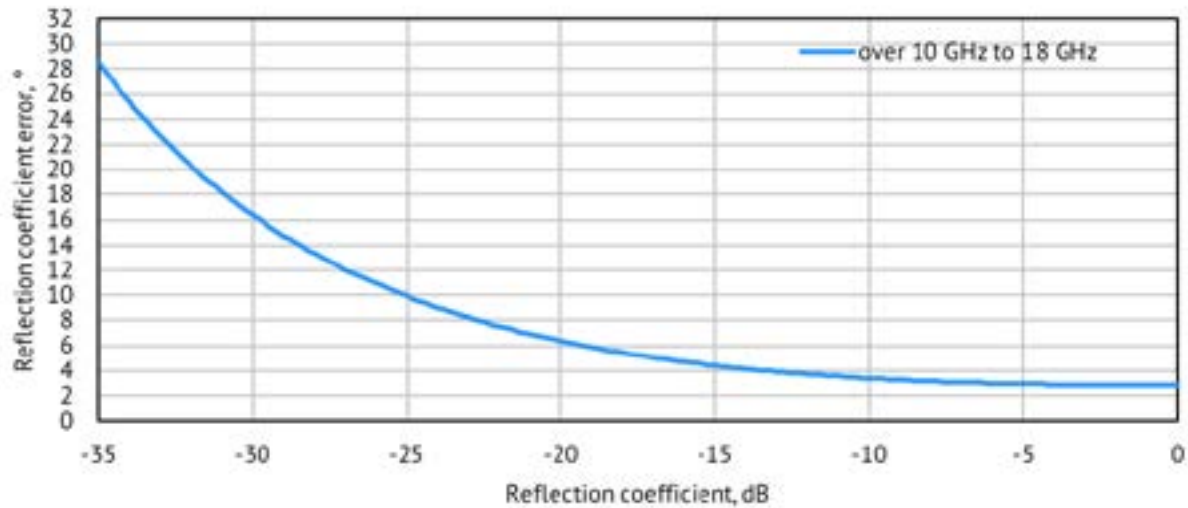


Specifications are based on isolating DUT ( $S_{21} = S_{12} = 0$ )

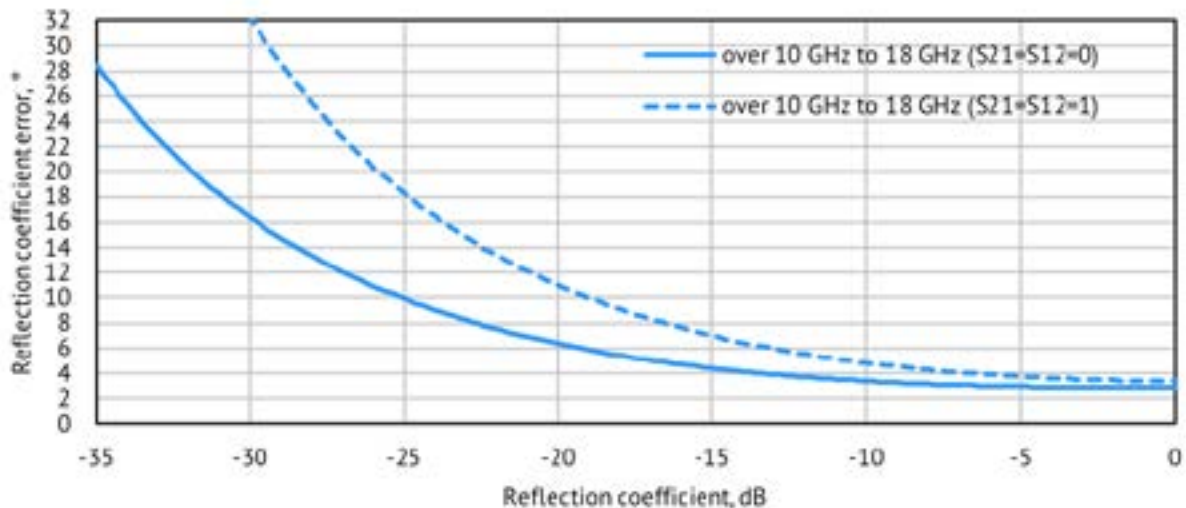
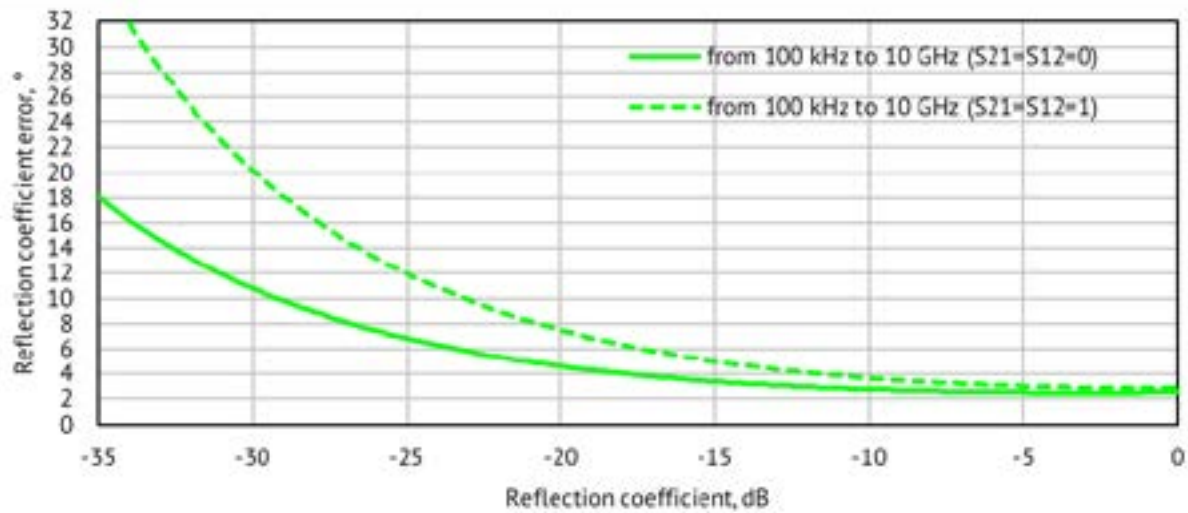


# Reflection/Transmission Accuracy Plots

## Reflection Phase Errors



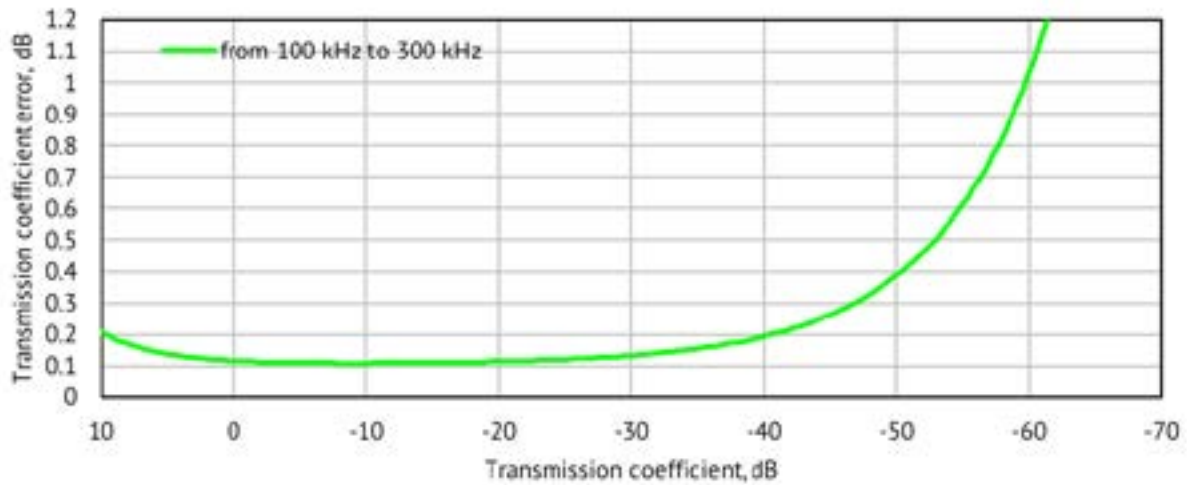
Specifications are based on isolating DUT ( $S_{21} = S_{12} = 0$ )



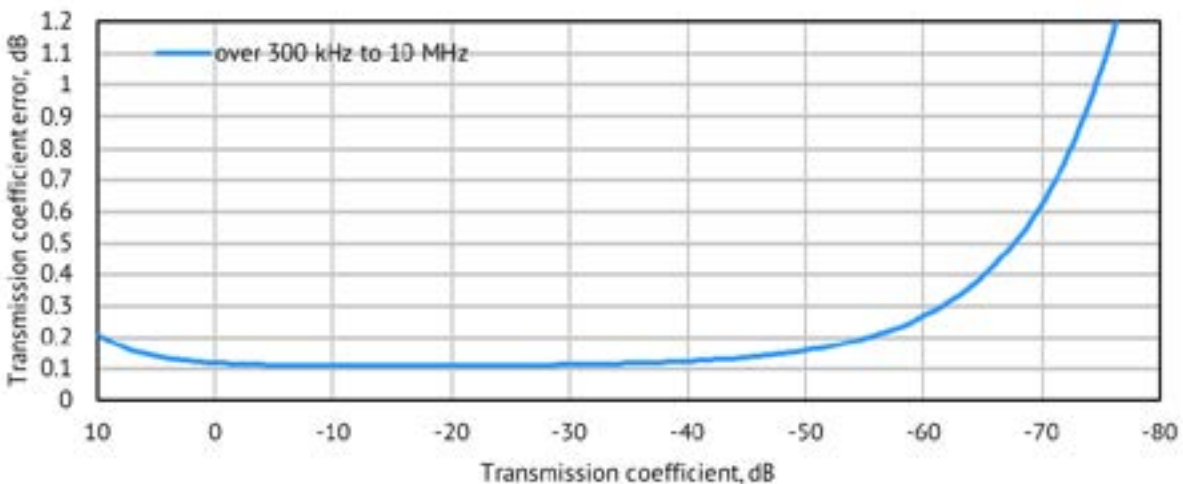
Specifications are based on matched DUT, and IF bandwidth of 10 Hz

# Transmission Accuracy Plots

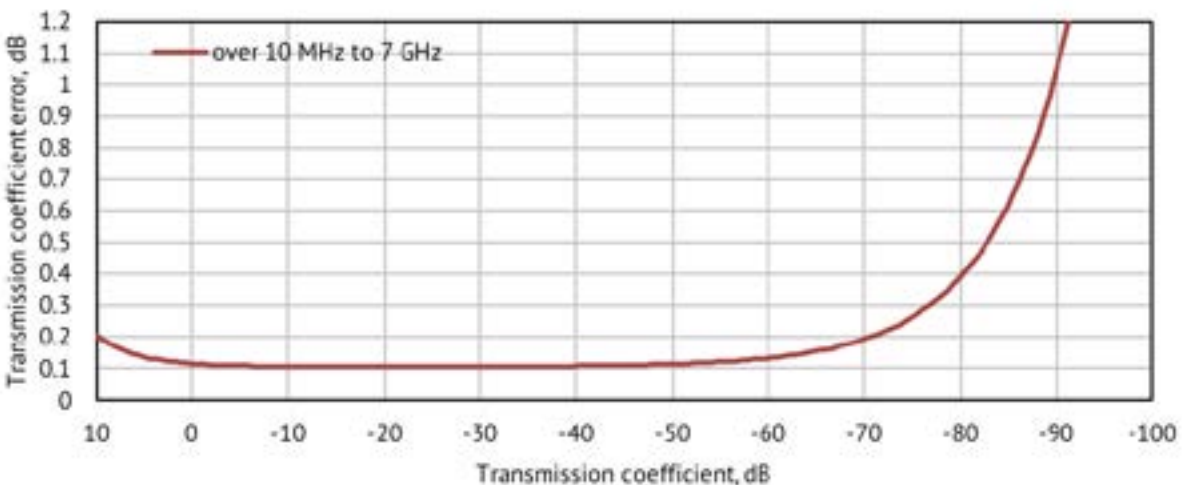
## Transmission Magnitude Errors



Specifications are based on matched DUT, and IF bandwidth of 10 Hz



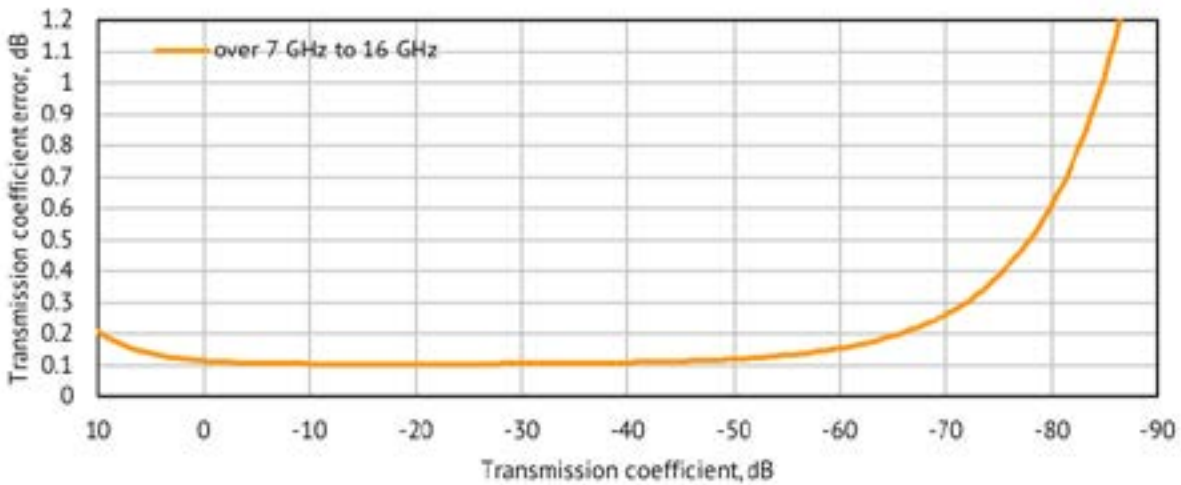
Specifications are based on matched DUT, and IF bandwidth of 10 Hz



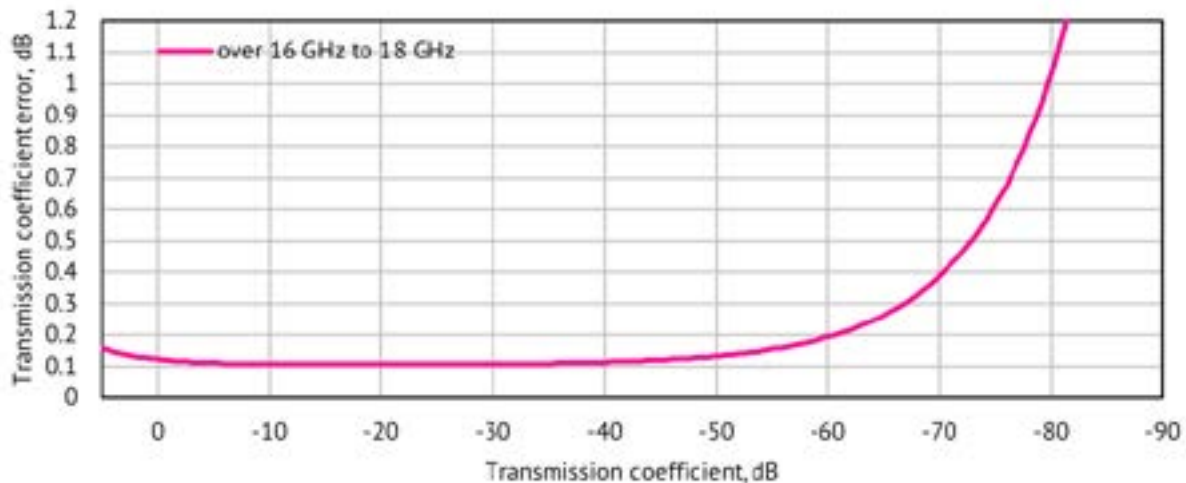
Specifications are based on matched DUT, and IF bandwidth of 10 Hz

# Transmission Accuracy Plots

## Transmission Magnitude Errors

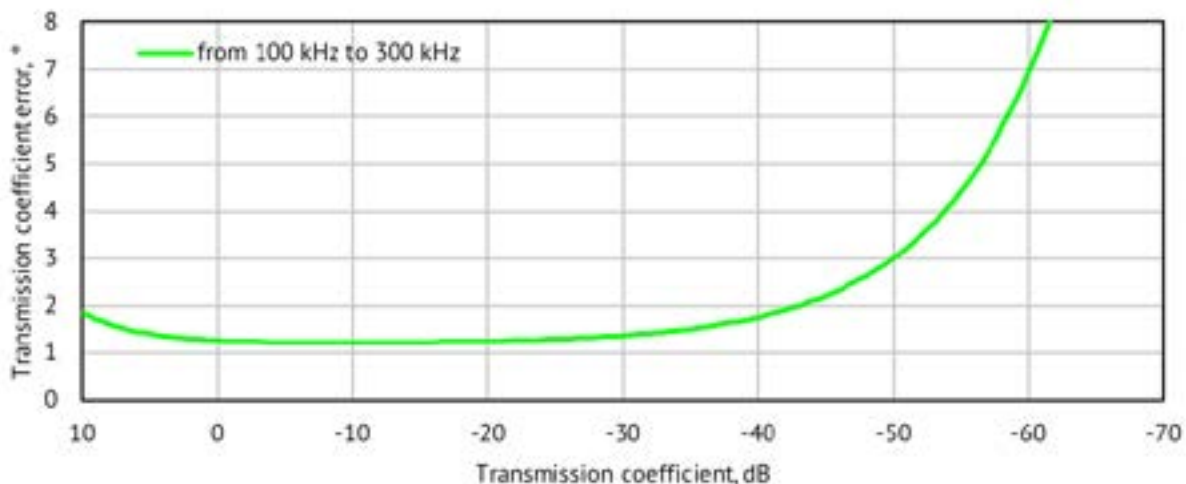


Specifications are based on matched DUT, and IF bandwidth of 10 Hz



Specifications are based on matched DUT, and IF bandwidth of 10 Hz

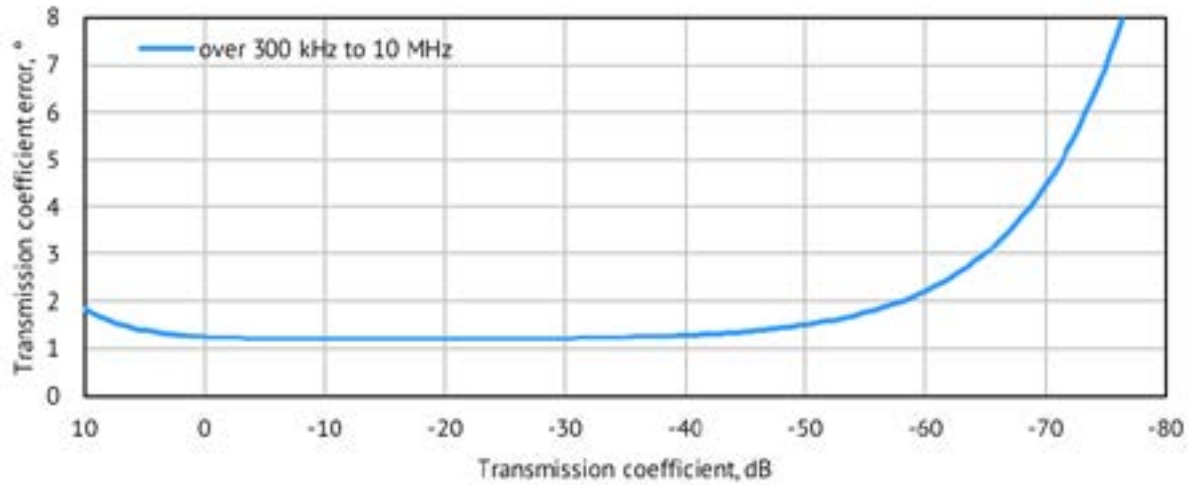
## Transmission Phase Errors



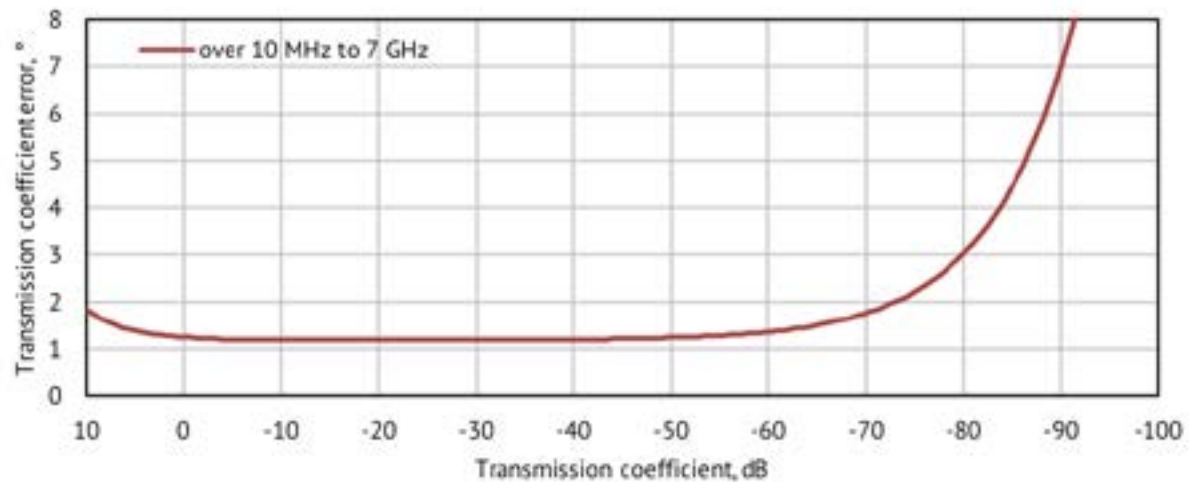
Specifications are based on matched DUT, and IF bandwidth of 10 Hz

# Transmission Accuracy Plots

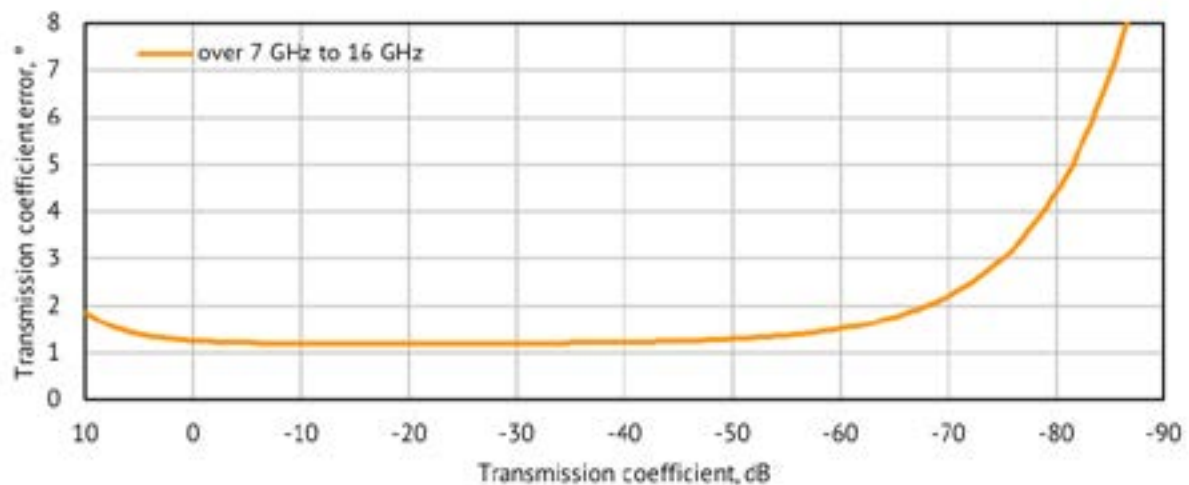
## Transmission Phase Errors



Specifications are based on matched DUT, and IF bandwidth of 10 Hz



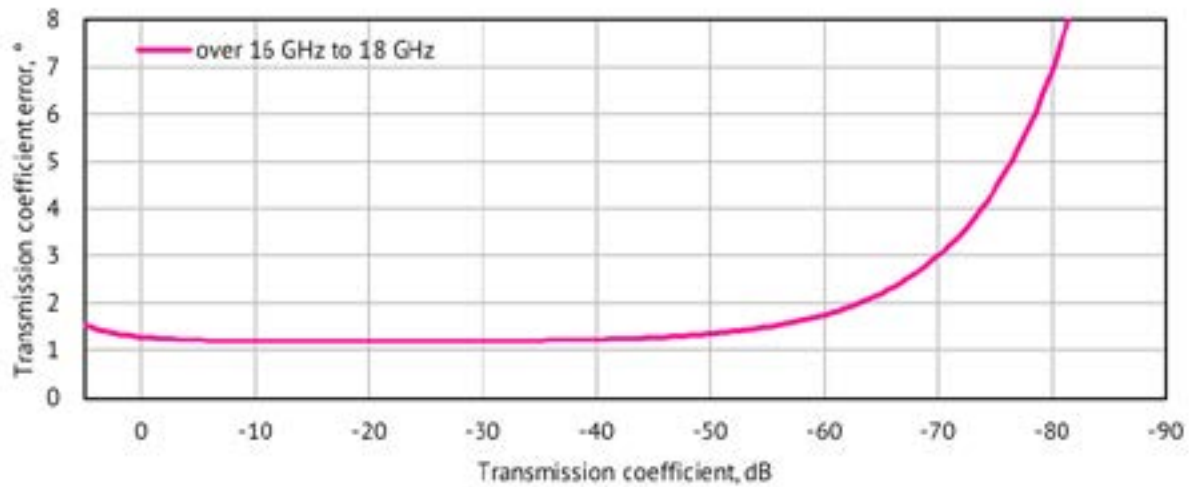
Specifications are based on matched DUT, and IF bandwidth of 10 Hz



Specifications are based on matched DUT, and IF bandwidth of 10 Hz

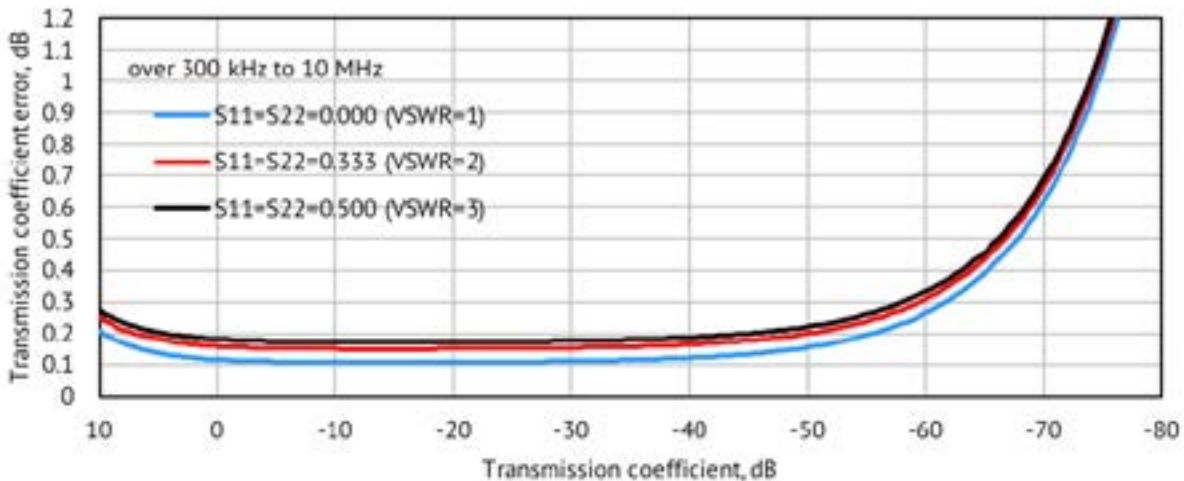
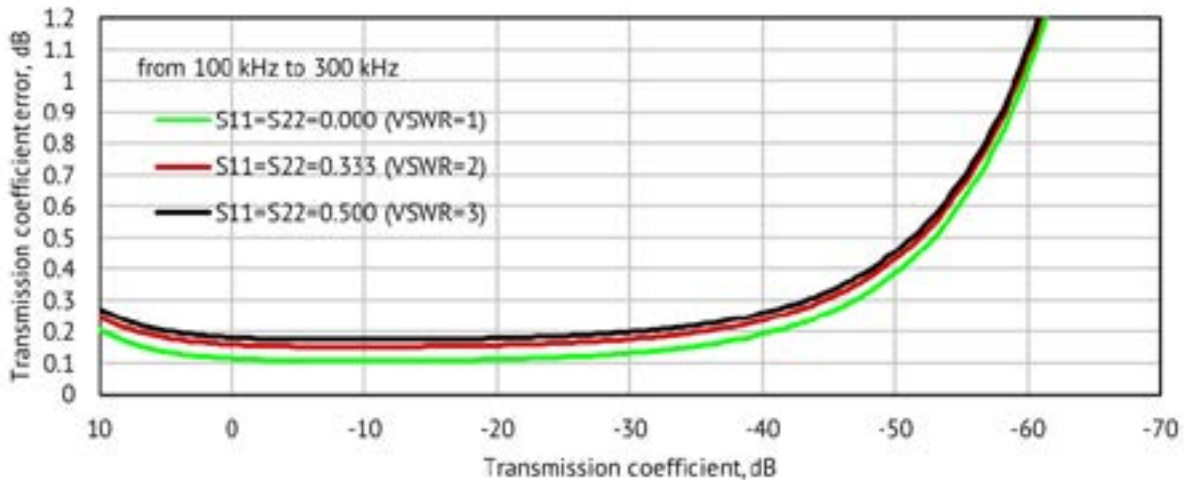
# Transmission Accuracy Plots

## Transmission Phase Errors



Specifications are based on matched DUT, and IF bandwidth of 10 Hz

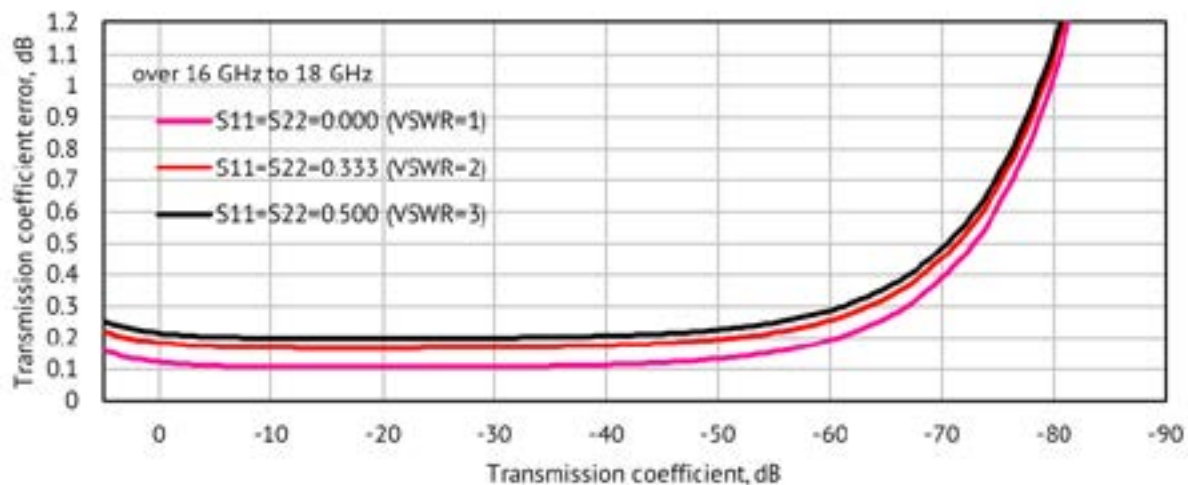
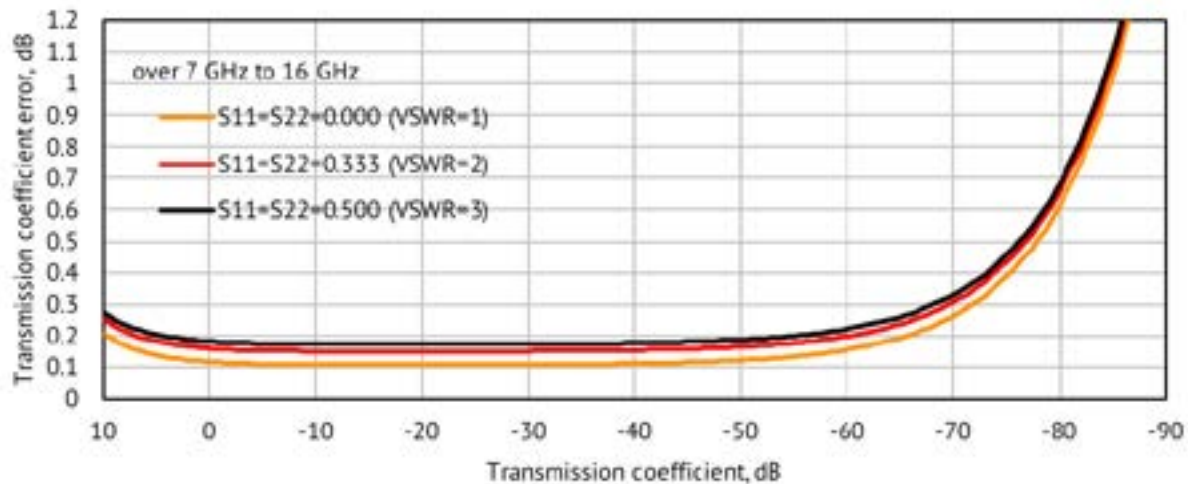
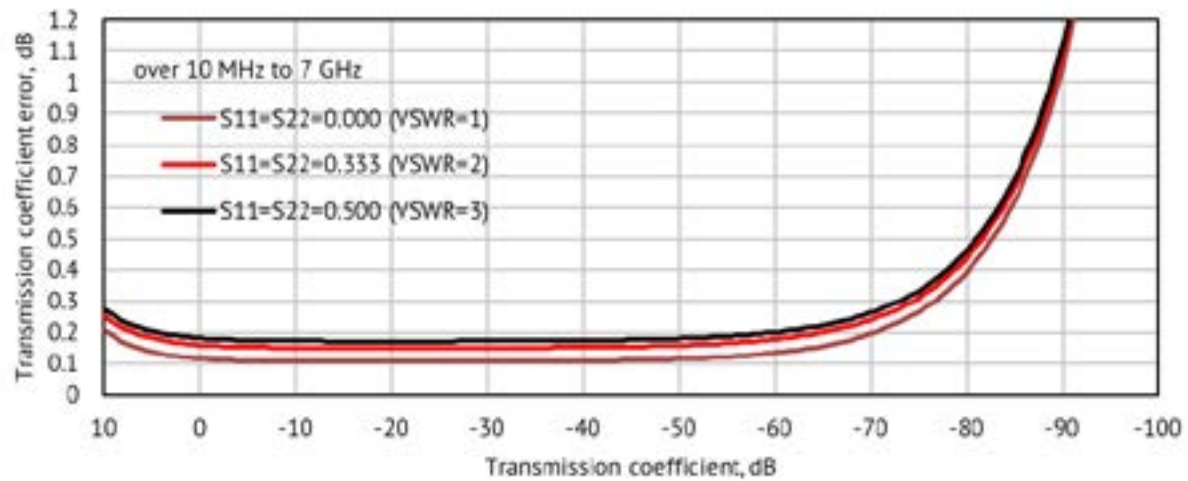
## Transmission magnitude errors for unmatched devices





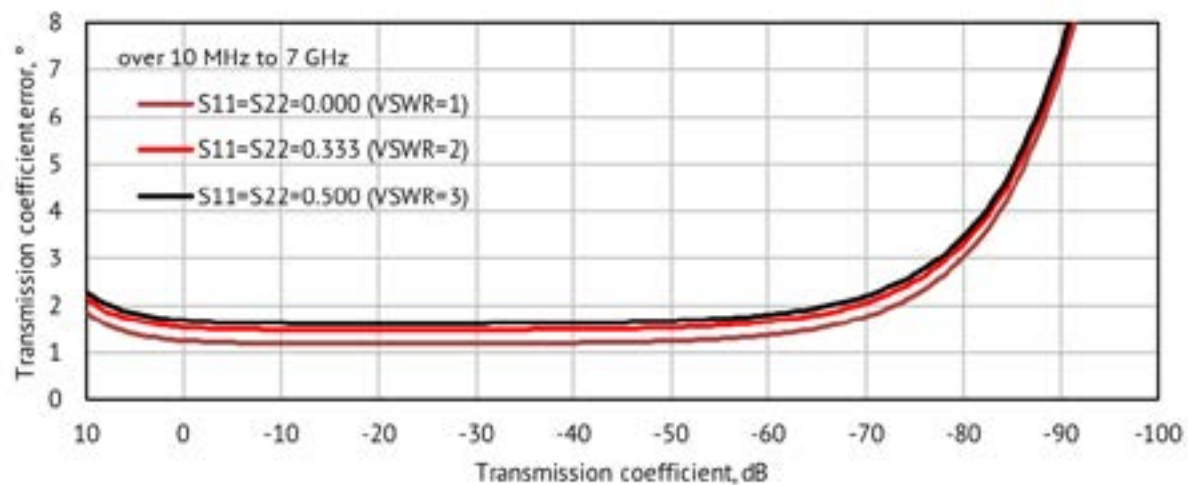
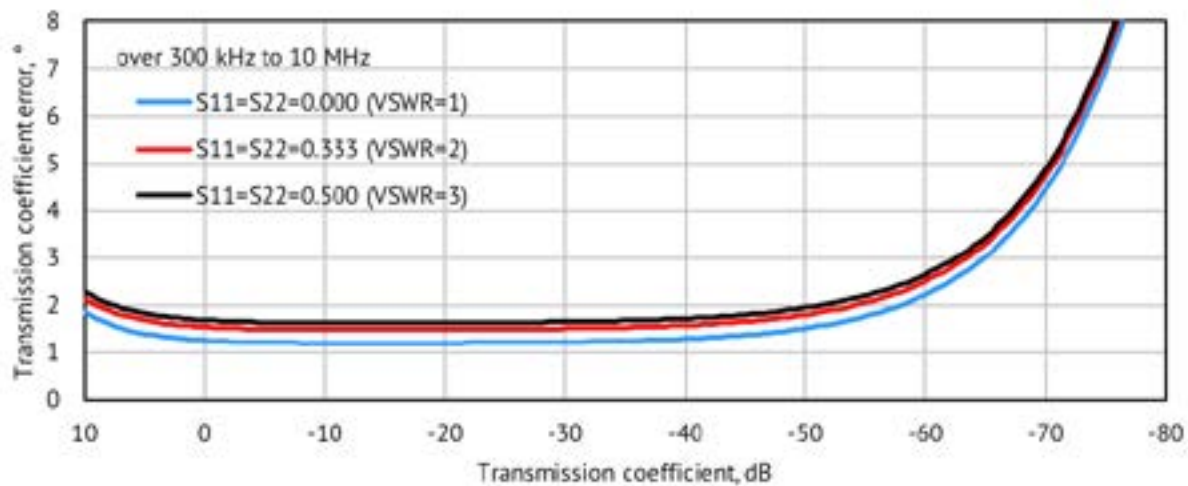
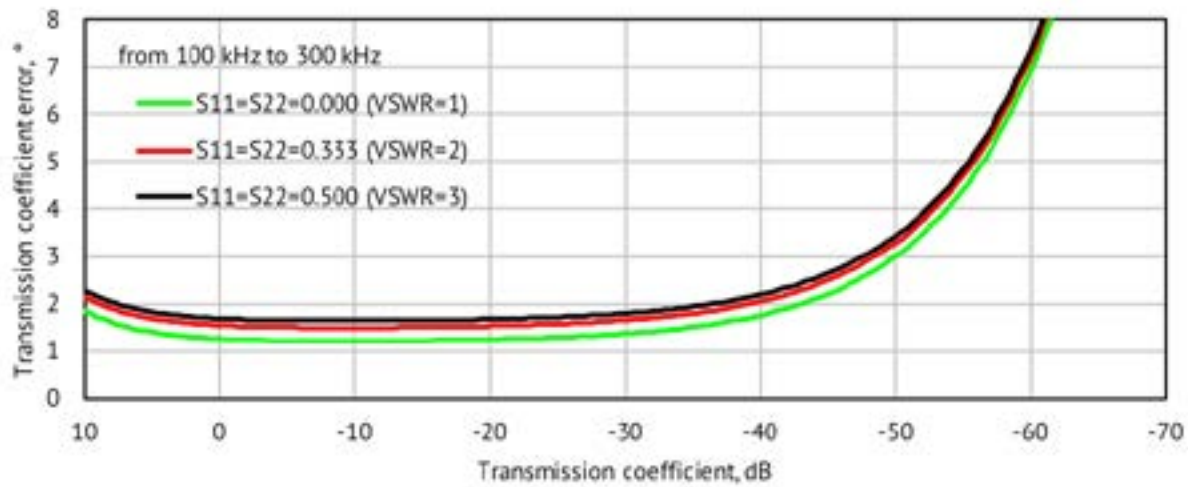
# Transmission Accuracy Plots

Transmission magnitude errors for unmatched devices



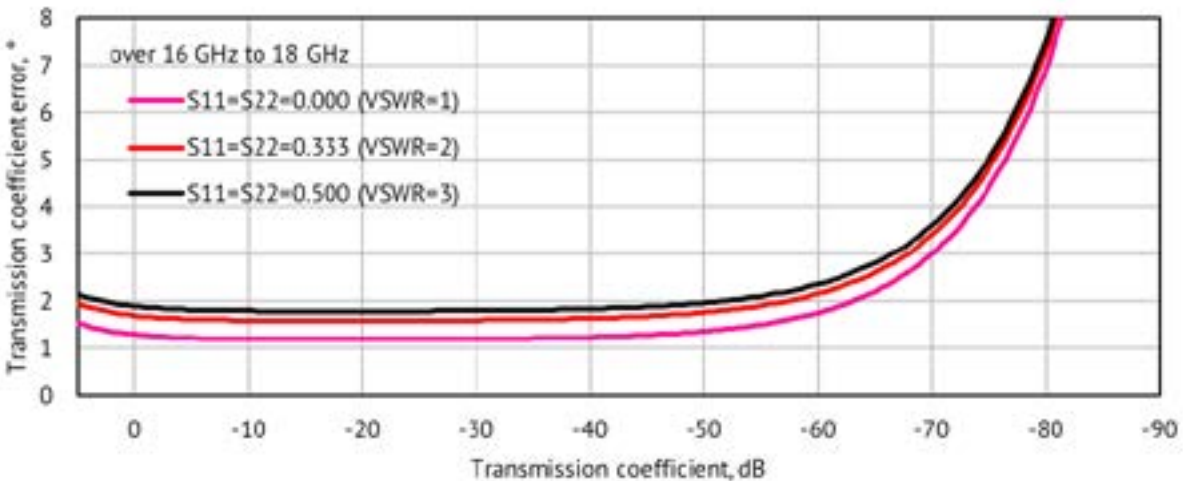
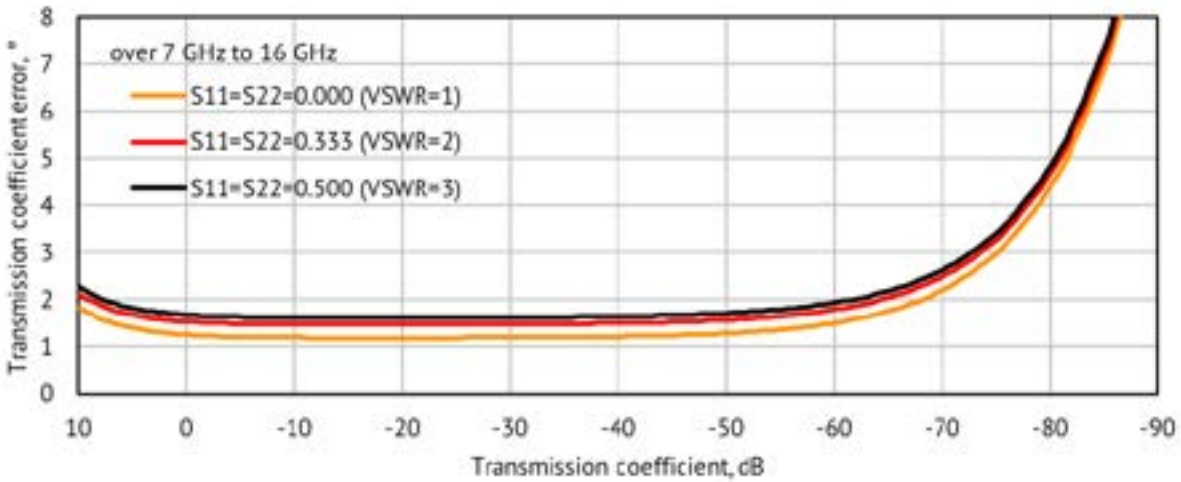
# Transmission Accuracy Plots

Transmission phase errors for unmatched devices

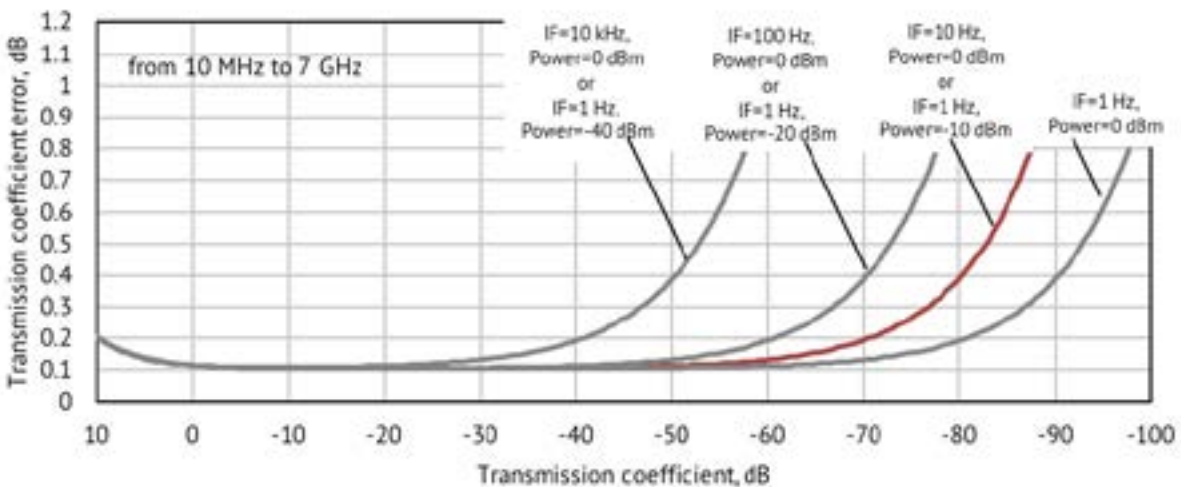


# Transmission Accuracy Plots

## Transmission phase errors for unmatched devices



## Transmission errors for matched devices vs output power and IF bandwidth





Technology is supposed to move. It's supposed to change and update and progress. It's not meant to sit stagnant year after year simply because that's how things have always been done.

The engineers at Copper Mountain Technologies are creative problem solvers. They know the people using VNAs don't just need one giant machine in a lab. They know that VNAs are needed in the field, requiring portability and flexibility. Data needs to be quickly transferred, and a test setup needs to be easily automated and recalled for various applications. The engineers at Copper Mountain Technologies are rethinking the way VNAs are developed and used.

Copper Mountain Technologies' VNAs are designed to work with the Windows PC you already use via USB interface. After installing the test software, you have a top-quality VNA at a fraction of the cost of a traditional analyzer. The result is a faster, more effective test process that fits into the modern workspace. This is the creativity that makes Copper Mountain Technologies stand out above the crowd.

We're creative. We're problem solvers.



	S5048	S7530	S5065	S5085	S5180
<b>Frequency Range</b>	20 kHz to 4.8 GHz	20 kHz to 3 GHz	9 kHz to 6.5 GHz	9 kHz to 8.5 GHz	20 kHz to 18 GHz
<b>S-parameters</b>	$S_{11}, S_{21}, S_{12}, S_{22}$	$S_{11}, S_{21}, S_{12}, S_{22}$	$S_{11}, S_{21}, S_{12}, S_{22}$	$S_{11}, S_{21}, S_{12}, S_{22}$	$S_{11}, S_{21}, S_{12}, S_{22}$
<b>Port Impedance</b>	50 Ohm	75 Ohm	50 Ohm	50 Ohm	50 Ohm

631 E. New York St | Indianapolis, IN | 46202  
[www.coppermountaintech.com](http://www.coppermountaintech.com)

USA: +1.317.222.5400  
 Singapore: +65.6323.6546  
 Latin America: +1.954.706.5920